



# What British Columbians Really Think

About addictions and policy





This report summarizes results of a poll which was conducted late November 2016 by Mustel Group, on behalf of the InnerChange Foundation.

It was conducted from a panel generated through a random-sample. A total of 500 individuals participated.



## Introduction

The InnerChange Foundation provides leadership, funding and advocacy to drive innovation and change in addressing addictions. Our Board, staff and advisors all appreciate that the topic of addictions is both an important and a difficult one. It is important because it impacts so many of us— either directly, or indirectly. And it is difficult because there are a range of opinions on the topic— opinions which elected officials must consider when making crucial decisions.

In light of the overdose epidemic, linked to fentanyl and other harmful substances, it is time for even more new thinking and action on this topic. We believe that our elected officials are all trying their best. We also believe that they would benefit from knowing what British Columbians think about the topic— including willingness to fund specific treatment approaches, as well as thoughts surrounding the legalization of certain substances and practic-

es. And they need to hear about people's experiences with the health care system and its responses to people coping with addictions.

While there is room for new thinking, British Columbians have also stressed caution in some arenas. They told us that anticipated marijuana legalization *must* be accompanied by protective measures to ensure that youth under



age 21 do not use substances inappropriately, recognizing that critical brain development is ongoing through age 25. This was particularly true for couples with children at home, but strong even for singles and couples without children at home.

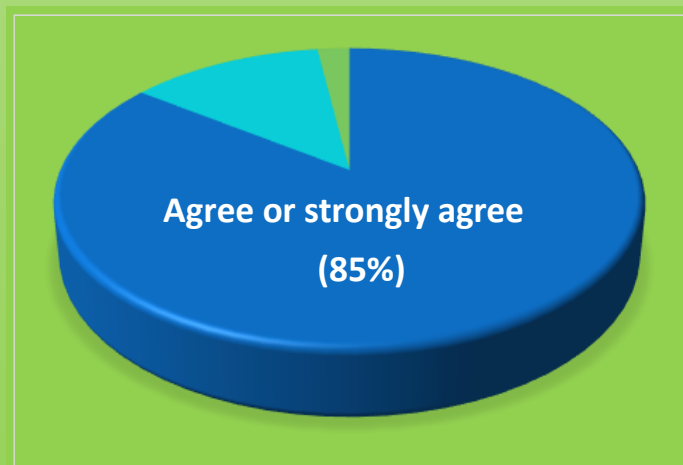
In the spirit of leadership and advocacy, ***we will be sharing these results***

***with all elected officials at provincial and federal levels representing British Columbia, as well as key federal decision-makers with significant mandates.*** We appreciate that taking difficult decisions requires a range of facts and opinions. We hope these results give further incentive to our officials for exploring new options, and increasing funding to ensure that British Columbians in need get the help they deserve. About four in ten British Columbians have had experience with addiction to illicit drugs— either directly (through their own experience or that of an immediate family member), or less directly through extended family and/or friends. Addiction is not a fringe issue— it harms British Columbians and those they care about from all walks of life. We can, and we must do even more. The pages that follow provide a window on British Columbians' experiences with, and perceptions of, this critical topic. And an appendix at the end gives details.

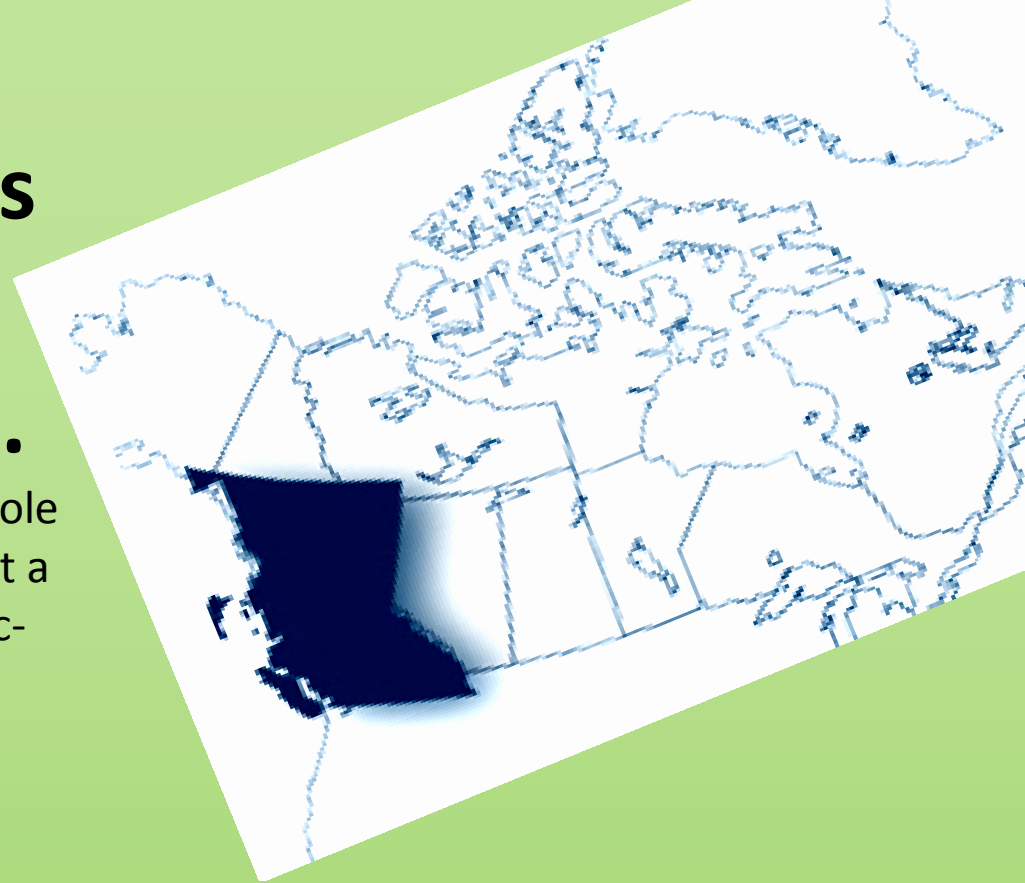
# British Columbians' views on the cause and nature of addiction are complex.

Nearly six in ten (56%) believe that choice plays a role in addiction, but three in four (76%) also consider it a disease impacted by genetic and environmental factors.

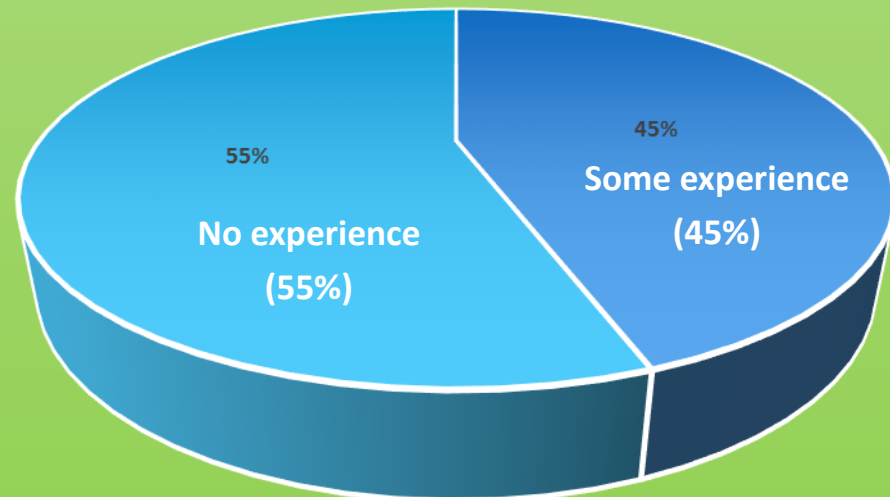
People seemed most comfortable with the following sentence: ***"While addiction is a disease, there are elements of choice involved for people who face addictions."***



Only 13% disagreed with the statement and 2% didn't know.

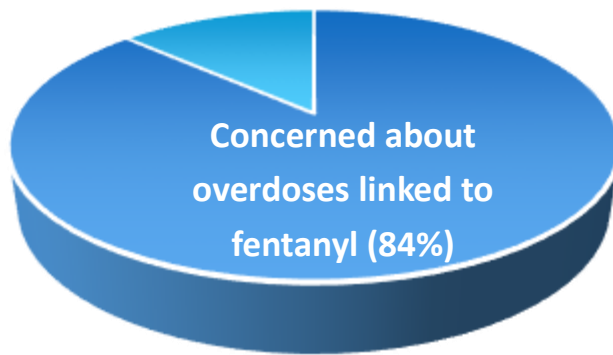


Nearly 45% of British Columbians have witnessed addiction first-hand: through their own experience or that of a close or extended family member or friend



# British Columbians are very concerned about overdoses linked to fentanyl and want policy-makers to respond.

84% are moderately or extremely concerned about this issue. Concerns are strong for both genders, but for women this is even stronger, with 9 out of 10 women (compared with 8 out of 10 men) expressing concern.

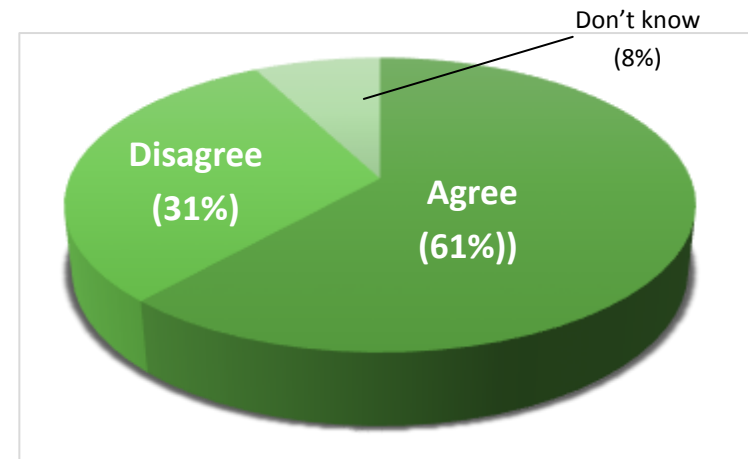


When asked what priority they would give to developing or adjusting regulations and programs to help prevent future overdose deaths linked to fentanyl, 87% of British Columbians considered this a medium or high priority.

And, across BC, three in four were clear that, even if it meant that health care costs would increase, they wanted a concerted response to this issue.

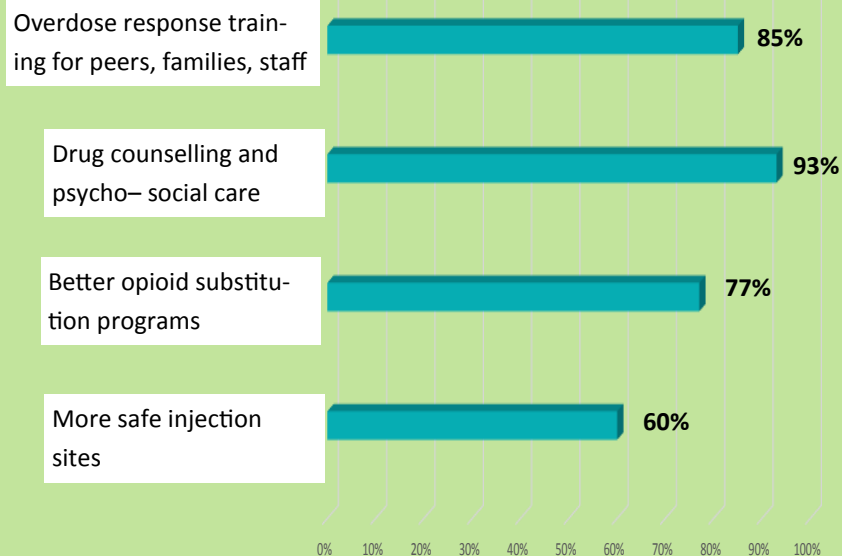
So what types of things were British Columbians willing to consider as possible responses? One idea they weighed in on was the possibility of testing or checking street drugs for possible contamination from fentanyl. With this type of program, people consuming illicit drugs but not wanting to consume fentanyl would have the ability to test their substances through non-judgmental programs. Just over 6 in 10 British Columbians (62%) agreed with making this type of service available. For British Columbians who had some personal experience with addiction (selves, family, friends), support was stronger, at nearly two-thirds (65%). Support was

*Would support a program or service to test street drugs for possible contamination*



strongest in Greater Victoria (72%) and less strong in the North (52%) and Southern Interior (56%). For those opposed, the most common reason was a belief that people who consume illicit drugs needed to take some personal responsibility. Second most common: better to use resources for other services.





We also asked British Columbians their views on other responses, including safe injection sites; better opioid substitution treatment programs; drug counselling and access to psycho-social care; and overdose training with peers, families and staff. The program getting the most support from British Columbians by far was drug counselling and access to psycho-social care, at 93% of all respondents. This support was consistent across regions. The next most supported program would involve providing overdose response training

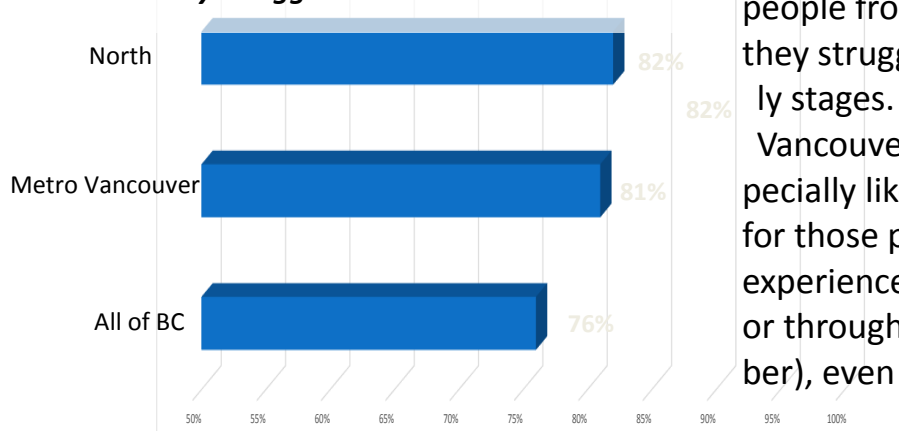
for peers, families and staff. This option was supported by nearly 85% of British Columbians, with next to no regional variation. Among these four options, increasing the number of safe injection sites received less support. Still, across all regions roughly six in ten support this approach. And there was greater support in the City of Vancouver as well as Other Vancouver Island/ South Coast, at 69% respectively. The second most supported option was providing overdose response training for peers: 85% of British Columbians supported it, with no statistically significant regional variation. This will not address the larger issue of addiction, but it will save lives. There was also a healthy degree of support for

**More than nine in ten British Columbians support making drug counselling and psycho-social care available to address addictions and overdoses.**

better (and more) opioid substitution programs, with 77% of all British Columbians supporting this approach. There was particularly strong support for this among City of Vancouver residents, who have already gained familiarity with opioid substitution through initiatives like the NAOMI and SALOME trials, which the InnerChange Foundation helped fund



**British Columbians agreeing that the stigma of addiction prevents people from getting help when they struggle.**

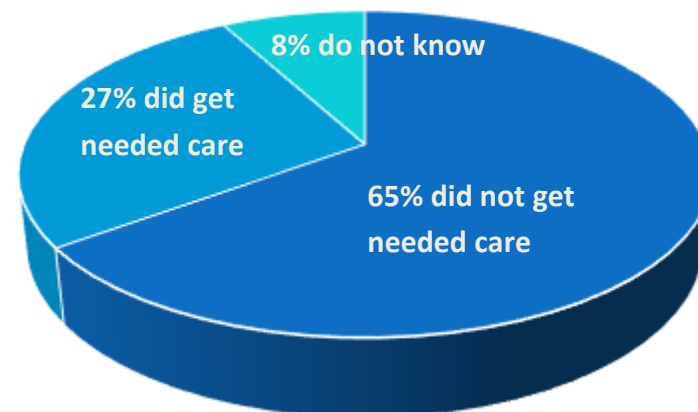


**Prescription painkiller dependence also impacts British Columbians. Almost 1 in 10 (9%) have had direct experience (themselves or an immediate family member) and over 2 in 10 have seen this arise for an extended family member or friend.**

(see <http://innerchangefoundation.org/initiatives/#salome> for details.

We also know that it can be difficult for people to get help when they begin having problems with illicit substances. Three in four British Columbians agree that the stigma associated with addictions prevents people from getting help when they struggle, especially in the early stages. People living in Metro Vancouver and the North were especially likely to find this true. And for those people who had directly experienced addiction (themselves or through an immediate family member), even reaching out for help had

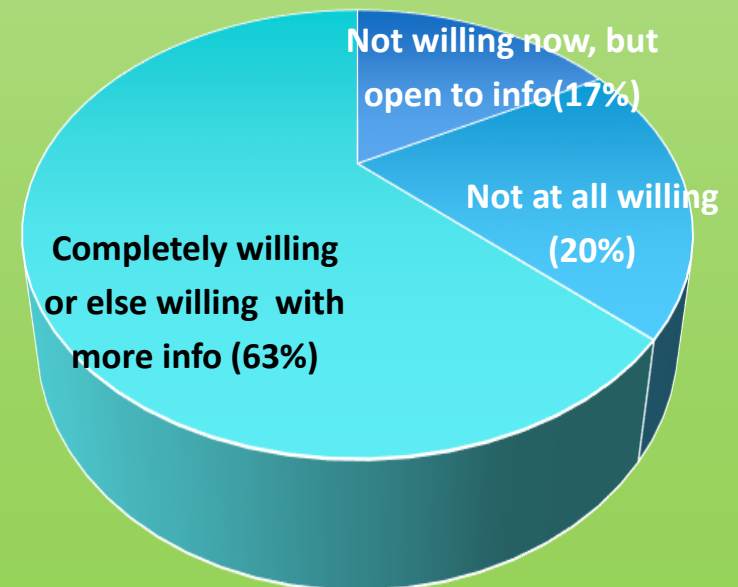
challenges. When asked if the healthcare system gave the services needed to help with the challenges of managing the addiction and improving quality of life, nearly two-thirds of this group disagreed. And, addiction creates a significant impact on family and caregivers. And, among respondents from Greater Victoria, 90% disagreed. In contrast, 58% of those in the North and 57% in the Southern Interior disagreed. A higher proportion of those in the North selected the “do not know” option. For those with direct addiction experience, 80% find that this impact is a major one. (A further 16% find the impact moderate.)



**Two-thirds of people with direct experience did not get the help they needed from British Columbia's health care system.**

# British Columbians are willing to have a thoughtful conversation on drug legalization—*beyond marijuana*.

Recognizing that the status quo has many problems, British Columbians indicated some willingness to consider legalizing other drugs—nearly two-thirds (63%) were completely willing to consider this, or willing if they had more information on the risks and benefits. A further 17% was not currently willing to consider this, but interested in learning more about the risks of benefits, for a total of 80% at least open to have the conversation. Fewer people were completely unwilling to have the conversation in Metro Vancouver (19%), and more were completely unwilling in the North and Southern Interior (each at 27%).



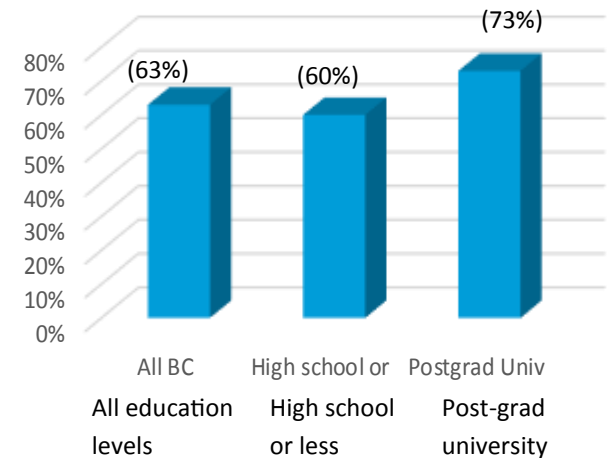
# Openness to legalizing other drugs varied for British Columbians, if they had children living at home.

42% of the latter were not willing at present to consider legalizing other drugs (not willing now or not at all willing). In comparison, 35% of all adults in households without children, and 29% of adults living alone

held these views. On the flip side, 58% of all British Columbians with children at home expressed some degree of openness to legalization (comprising 22% completely in favour and 36% who could be persuaded with enough information on the risks and benefits). For adults in households without children under 21 at home, 65% held some degree of openness to legalization.

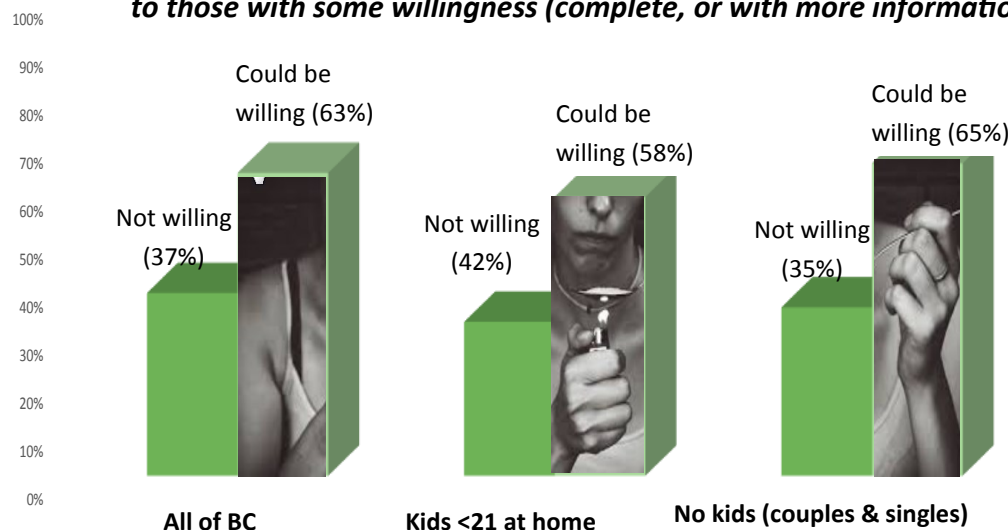
Education levels also had an impact on people's openness to legalization. People with a high school diploma or less reflected, on the whole, similar levels of some openness to legalization compared with other British Co-

**Willingness to consider legalizing other drugs, based on level of education. (% of those who are, or could be, willing)**




lumbians. But within this group, they were more likely to want more information on risks and benefits as opposed to completely willing (regardless of information) to consider legalization. At the other end of the spectrum, people with a post-graduate university education were considerably more likely to express some level of openness to legalization. People in this group accounted for 16% of the sample polled. They were also more likely to be completely willing (regardless of information) to consider legalization (35% of the total post-grad demographic).

**Comparison— not willing (now and ever) to consider legalizing other drugs, to those with some willingness (complete, or with more information)**

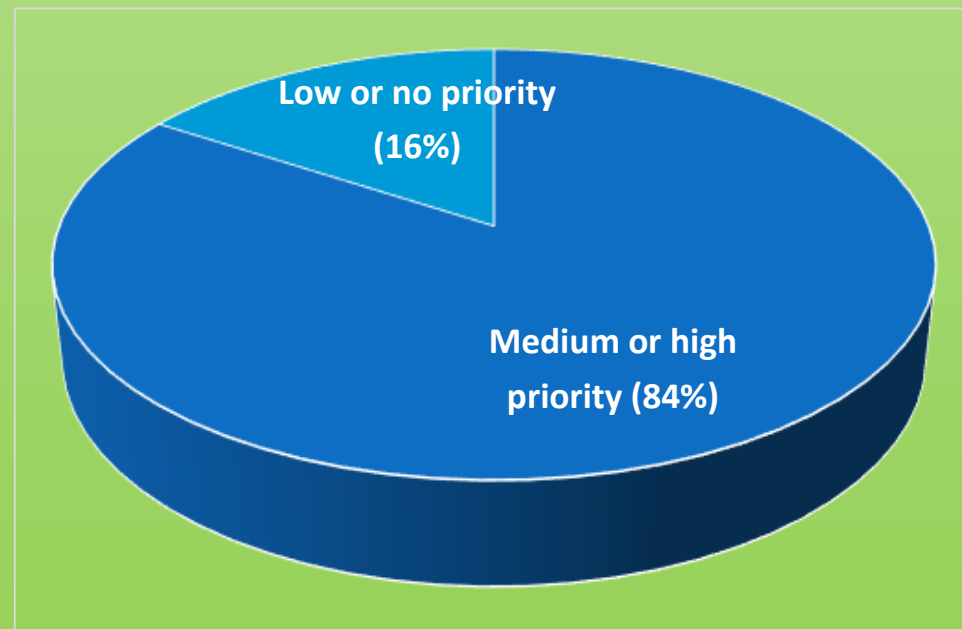


# British Columbians are accepting of forthcoming federal legalization of marijuana, but concerned about impacts on youth.

With the Trudeau government declaring its intention to legalize marijuana in 2017, British Columbians indicated support for this decision (74%). But **84% wanted government to give medium or high priority to programs, policies or laws to prevent youth (12-21) from using marijuana recreationally.** Younger adults (18-34) showed somewhat weaker support (79%) compared to other age groups. This suggests there may be different understandings among this age group of the risks of youth marijuana usage, compared with use by adults over 21. And among those with children living at home under age 12, support rose to 92%. Couples with no children felt somewhat less strongly about wanting these initiatives (80%), as did singles with no children (82%); but these levels of support were still quite strong.



*British Columbians level of support for programs, policies or laws to prevent youth from using marijuana recreationally.*



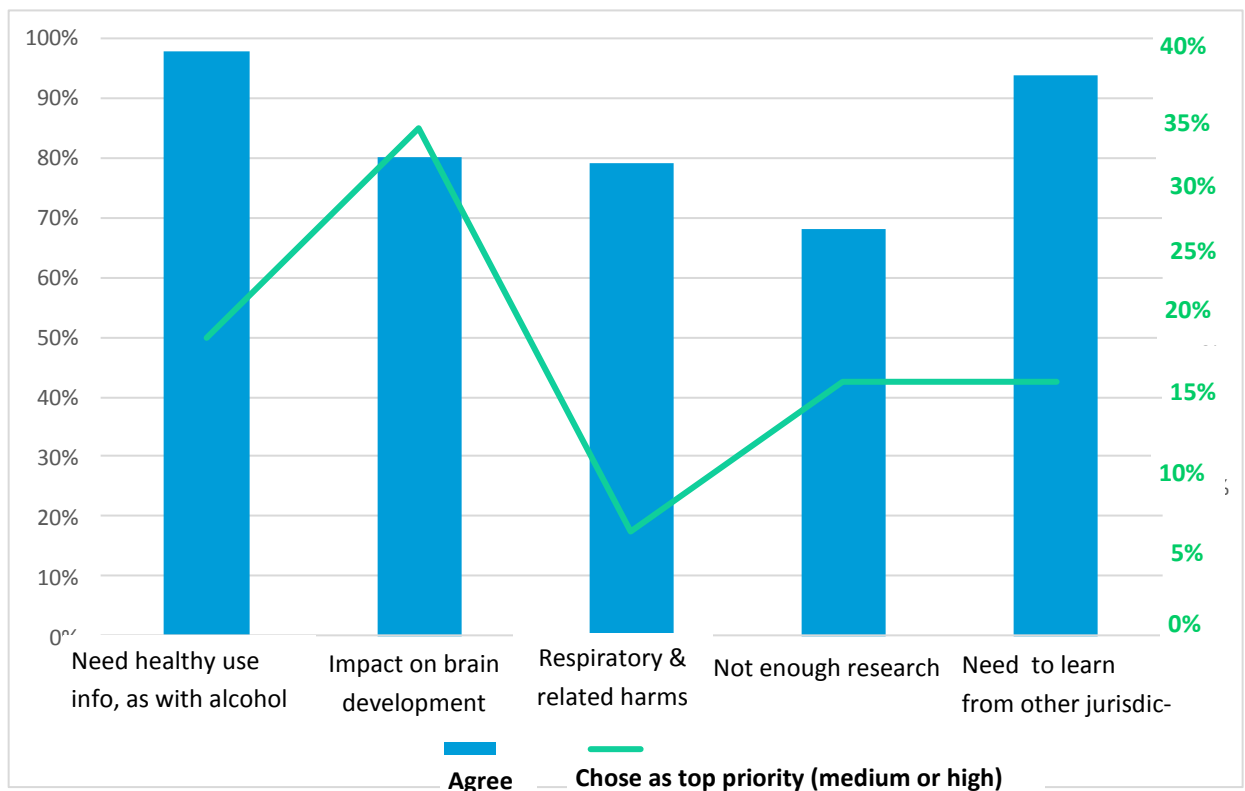
# People worry about youth in a context of marijuana legalization for several reasons.

As with alcohol, youth will need to receive health-related information related to marijuana use before they reach the legal age for using that substance (98% of British Columbians). British Columbians were also concerned about the impacts on ongoing brain development to age 25 (80% of British Columbians, and 85% of people with children under 21 still living at home). 94% also felt that we needed to learn from other jurisdictions like Oregon, which have legalized recreational marijuana and established programs and policies to prevent youth from using it. Almost eight in ten (79%) were concerned about respiratory and related harms which could result if youth were to smoke marijuana. Just over two-thirds (67%) felt that we still didn't know enough about the potential

harms and benefits of marijuana due to a lack of research, and until that research exists society should discourage youth from using it. And, while open to legalization, British Columbians who use marijuana are still in the minority of the population. Nearly 7 in 10 (69%) in our province state they have either never tried it or only used it once/ rarely. 25% use it occasional-

ly or regularly, with the remainder (6%) not willing to answer the question. People in the Southern Interior (30%) and Victoria area (29%) are somewhat more inclined to use it occasionally or regularly than for BC as a whole. In contrast, only 14% of people in Northern BC say they use it occasionally or regularly.

*Reasons for concern about youth, when marijuana is legalized*



## Conclusion

British Columbians' views on the cause and nature of addiction are complex. And nearly 45% of British Columbians have witnessed addiction first-hand: through their own experience or that of a close or extended family member or friend.

British Columbia residents are very concerned about overdoses linked to fentanyl and want policy-makers to respond. And, ***across BC, three in four were clear that, even if it meant that health care costs would increase, they wanted a concerted response to this issue.***

People in our province have opinions about potential solutions. An overwhelming majority of British Columbians want to see people in need gain access to drug counselling and psychosocial care. And while safe injection sites were the least popular type of response, they still had the support of roughly six in ten British Columbians.

We know that it can be difficult for people to get help when they begin having problems with illicit substances; and British Columbians agree that stigma interferes with people reaching out for needed help. And two-thirds of those with some direct addictions experience did not feel needed care was provided from our health care system.



We heard that British Columbians are also willing to have a thoughtful conversation on drug legalization—beyond marijuana. This does not mean everyone is fully supportive, but it does convey willingness to learn more about the risks and benefits of such an approach.

We also heard that anticipated marijuana legalization *must* be accompanied by protective measures to ensure that youth under age 21 do not use substances inappropriately, recognizing that critical brain development is ongoing through age 25.

The InnerChange Foundation appreciates that making difficult policy decisions requires a range of facts and opinions. We hope the results we obtained, through the gracious donation of the Mustel Group, will give further incentive to our officials for exploring new options. We also hope that these can provide the impetus for increasing funding, to ensure that British Columbians in need get the help they deserve. Addiction is not a fringe issue—it harms British Columbians and those they care about from all walks of life. We can, and we must do even more.



The following pages are the detailed poll results.

Please note that, given the sample size in individual regions, regional data is only statistically significant if there is a 10% difference or greater. Use regional data with caution.

## TABLE OF CONTENTS

QUESTION #:	PAGE #:
1. PLEASE TELL US THE EXTENT TO WHICH YOU AGREE OR DISAGREE WITH THE FOLLOWING STATEMENTS ABOUT ADDICTION. A) ADDICTION ARISES FROM INDIVIDUAL CHOICE.	1
1. PLEASE TELL US THE EXTENT TO WHICH YOU AGREE OR DISAGREE WITH THE FOLLOWING STATEMENTS ABOUT ADDICTION. B) ADDICTION IS A DISEASE, IMPACTED BY ENVIRONMENTAL AND GENETIC FACTORS.	2
1. PLEASE TELL US THE EXTENT TO WHICH YOU AGREE OR DISAGREE WITH THE FOLLOWING STATEMENTS ABOUT ADDICTION. C) ADDICTION IS A DISEASE, BUT THERE ARE ELEMENTS OF CHOICE INVOLVED FOR PEOPLE WHO FACE ADDICTIONS.	3
1. PLEASE TELL US THE EXTENT TO WHICH YOU AGREE OR DISAGREE WITH THE FOLLOWING STATEMENTS ABOUT ADDICTION. D) ADDICTION IS A DISEASE, WITH VERY LITTLE REAL CHOICE FOR THOSE WHO FACE ADDICTIONS.	4
1. PLEASE TELL US THE EXTENT TO WHICH YOU AGREE OR DISAGREE WITH THE FOLLOWING STATEMENTS ABOUT ADDICTION. E) THE STIGMA ASSOCIATED WITH DRUG ADDICTION KEEPS MANY DRUG USERS AND/OR THEIR FAMILIES FROM TRYING TO GET HELP FOR DRUG USE/ADDICTION, ESPECIALLY IN THE EARLY STAGES.	5
2B. HAVE YOU OR ANYONE WITHIN YOUR IMMEDIATE FAMILY OR HOUSEHOLD STRUGGLED WITH AN ADDICTION TO CURRENTLY ILLICIT DRUGS, SUCH AS HEROIN, OTHER OPIOID-BASED DRUGS, MARIJUANA, COCAINE, OR METHAMPHETAMINE?	6
2C. DO YOU BELIEVE THAT OUR HEALTH CARE SYSTEM PROVIDED THE SERVICES NEEDED TO HELP ADDRESS THE CHALLENGES OF MANAGING THAT PERSON'S ADDICTION AND IMPROVING HIS OR HER QUALITY OF LIFE? BASE: TOTAL EVER STRUGGLED WITH AN ADDICTION TO ILLICIT DRUGS	7
2D. HOW WOULD YOU CHARACTERIZE THE IMPACT OF ADDICTION ON THE HEALTH AND WELLBEING OF FAMILY MEMBERS/PRIMARY CAREGIVERS OF INDIVIDUALS DEALING WITH ADDICTION? BASE: TOTAL EVER STRUGGLED WITH AN ADDICTION TO ILLICIT DRUGS	8
2EI. BASED ON YOUR EXPERIENCES, HOW WELL WERE VARIOUS SERVICES FOR MENTAL HEALTH CO-ORDINATED OR INTEGRATED INTO ADDICTION TREATMENT? BASE: TOTAL EVER STRUGGLED WITH AN ADDICTION TO ILLICIT DRUGS	9
2EII. IF MENTAL HEALTH SERVICES HAD BEEN BETTER CO-ORDINATED OR INTEGRATED INTO ADDICTION TREATMENT, THEN WHAT IMPACT WOULD THAT HAVE HAD ON YOUR EXPERIENCES? BASE: TOTAL EVER STRUGGLED WITH AN ADDICTION TO ILLICIT DRUGS	10
2F. HAVE YOU OR ANYONE WITHIN YOUR IMMEDIATE FAMILY OR HOUSEHOLD BECOME DEPENDENT ON A PRESCRIPTION PAINKILLER?	11
2G. HAVE ANY OF YOUR EXTENDED FAMILY OR FRIENDS STRUGGLED WITH AN ADDICTION TO CURRENTLY ILLICIT DRUGS, INCLUDING BUT NOT LIMITED TO HEROIN, OTHER OPIOID-BASED DRUGS, MARIJUANA, COCAINE, METHAMPHETAMINE?	12
2H. HAVE ANY OF YOUR EXTENDED FAMILY OR FRIENDS BECOME DEPENDENT ON A PRESCRIPTION PAINKILLER?	13
3A. RECENTLY BC'S CORONER OBSERVED THAT THE DEATHS FROM DRUG OVERDOSES LINKED TO FENTANYL SURPASSED THE NUMBER OF DEATHS FROM MOTOR VEHICLE ACCIDENTS. FENTANYL IS A POTENT, SYNTHETIC OPIOID PAIN MEDICATION, OFTEN USED AS AN ANESTHETIC. FENTANYL IS ESTIMATED TO HAVE ABOUT 80 TIMES THE POTENCY OF MORPHINE. HOW CONCERNED ARE YOU ABOUT THE PROLIFERATION OF FENTANYL IN ILLICIT STREET DRUGS BEING SOLD AND CONSUMED IN OUR PROVINCE?	14
3B. WHAT PRIORITY WOULD YOU GIVE TO DEVELOPING OR ADJUSTING REGULATIONS AND PROGRAMS TO HELP PREVENT FUTURE OVERDOSE DEATHS LINKED TO FENTANYL?	15
3BII. IF HEALTH CARE COSTS NEEDED TO INCREASE IN ORDER TO DEVELOP OR ADJUST REGULATIONS AND PROGRAMS TO HELP PREVENT FUTURE OVERDOSE DEATHS LINKED TO FENTANYL, WHAT PRIORITY WOULD YOU GIVE THIS EFFORT?	16
3CI. SOME PEOPLE SAY THAT SOCIETY SHOULD HELP PREVENT FUTURE OVERDOSE DEATHS LINKED TO FENTANYL BY MAKING SERVICES AVAILABLE TO PROVIDE NON-JUDGMENTAL CHECKING OR TESTING OF STREET DRUGS FOR POSSIBLE FENTANYL CONTAMINATION. THE GOAL OF SUCH TESTING WOULD BE TO PROVIDE SOME QUALITY CONTROL OR ASSURANCES FOR PEOPLE WHO DO NOT WISH TO CONSUME FENTANYL BUT ARE STILL PURCHASING OTHER ILLICIT SUBSTANCES. THIS WOULD NOT STOP ILLICIT DRUG USE, BUT COULD HELP KEEP PEOPLE SAFE FROM A SUBSTANCE KNOWN TO BE EXTREMELY HARMFUL. TO WHAT EXTENT DO YOU AGREE OR DISAGREE THAT: OUR SOCIETY SHOULD PROVIDE SUCH DRUG CHECKING/TESTING SERVICES TO PREVENT FENTANYL OVERDOSES EVEN IF HEALTH CARE COSTS NEED TO INCREASE.	17
3CII. WHY DO YOU FEEL THAT WAY? BASE: TOTAL STRONGLY/SOMEWHAT DISAGREE THAT OUR SOCIETY SHOULD PROVIDE DRUG CHECKING/TESTING SERVICES	18
3E. REGARDLESS OF WHERE FUNDING COMES FROM (I.E., CURRENT OR NEW BUDGETS), WOULD YOU SUPPORT THE HEALTH AUTHORITIES IMPROVING THEIR SUBSTANCE USE SERVICES TO BETTER PREVENT OVERDOSE RELATED DEATH THROUGH ANY OF THE FOLLOWING? A. MORE SAFE INJECTION FACILITIES	19

## TABLE OF CONTENTS

QUESTION #:	PAGE #:
3E. REGARDLESS OF WHERE FUNDING COMES FROM (I.E., CURRENT OR NEW BUDGETS), WOULD YOU SUPPORT THE HEALTH AUTHORITIES IMPROVING THEIR SUBSTANCE USE SERVICES TO BETTER PREVENT OVERDOSE RELATED DEATH THROUGH ANY OF THE FOLLOWING? B. BETTER ACCESSIBLE SUBSTITUTION TREATMENT OF OPIATE DEPENDENT PATIENTS	20
3E. REGARDLESS OF WHERE FUNDING COMES FROM (I.E., CURRENT OR NEW BUDGETS), WOULD YOU SUPPORT THE HEALTH AUTHORITIES IMPROVING THEIR SUBSTANCE USE SERVICES TO BETTER PREVENT OVERDOSE RELATED DEATH THROUGH ANY OF THE FOLLOWING? C. DRUG COUNSELLING AND ACCESS TO PSYCHOSOCIAL CARE	21
3E. REGARDLESS OF WHERE FUNDING COMES FROM (I.E., CURRENT OR NEW BUDGETS), WOULD YOU SUPPORT THE HEALTH AUTHORITIES IMPROVING THEIR SUBSTANCE USE SERVICES TO BETTER PREVENT OVERDOSE RELATED DEATH THROUGH ANY OF THE FOLLOWING? D. OVERDOSE RESPONSE TRAINING WITH PEERS, FAMILIES, STAFF	22
3F. HOW WOULD YOU PRIORITIZE THESE FOUR CHOICES? TOP PRIORITY	23
3F. HOW WOULD YOU PRIORITIZE THESE FOUR CHOICES? TOP 2 PRIORITIES	24
3F. HOW WOULD YOU PRIORITIZE THESE FOUR CHOICES? MEAN RANK (LOWER IS BETTER)	25
3G. WOULD YOU SUPPORT OTHER MEASURES TO BETTER PREVENT OVERDOSE RELATED DEATH, SUCH AS THE LEGALIZATION OF SOME OTHER DRUGS, IN ADDITION TO MARIJUANA?	26
4AI. THE CANADIAN FEDERAL GOVERNMENT HAS BEEN EXPLICIT ABOUT ITS INTENTIONS TO LEGALIZE MARIJUANA. HOW CONCERNED ARE YOU WITH THIS DECISION, IF AT ALL?	27
4AII. DO YOU SUPPORT OR OPPOSE LEGALIZING (RECREATIONAL USE OF) MARIJUANA IN CANADA?	28
4B. IF RECREATIONAL USE OF MARIJUANA WAS LEGALIZED IN CANADA, WHAT PRIORITY, IF ANY, SHOULD BE GIVEN TO CREATING SPECIAL PROGRAMS, POLICIES OR LAWS TO PREVENT YOUTH (AGE 12 TO 21) FROM USING LEGAL MARIJUANA RECREATIONALLY?	29
4C. DO YOU THINK THAT COMPREHENSIVE HEALTH EDUCATION ADDRESSING MARIJUANA AND OTHER DRUG USE SHOULD BE PROVIDED TO YOUTH IN SCHOOL SETTINGS?	30
4D. DO YOU THINK SCHOOLS SHOULD PROVIDE PROGRAMMING (E.G. DRUG AND ALCOHOL COUNSELLING) TO SUPPORT STUDENTS WHO ARE HAVING PROBLEMS WITH SUBSTANCE USE?	31
4E. PLEASE INDICATE WHETHER YOU AGREE WITH ANY OF THE FOLLOWING REASONS FOR CREATING NEW PROGRAMS OR POLICIES AIMED AT PREVENTING YOUTH (AGE 12 TO 21) FROM USING LEGAL MARIJUANA. A. AS WITH ALCOHOL, YOUTH WILL NEED TO RECEIVE HEALTH INFORMATION RELATED TO MARIJUANA USE BEFORE THEY REACH THE LEGAL AGE FOR USING THAT SUBSTANCE. BASE: MEDIUM/HIGH PRIORITY	32
4E. PLEASE INDICATE WHETHER YOU AGREE WITH ANY OF THE FOLLOWING REASONS FOR CREATING NEW PROGRAMS OR POLICIES AIMED AT PREVENTING YOUTH (AGE 12 TO 21) FROM USING LEGAL MARIJUANA. B. AS WITH TOBACCO, I AM CONCERNED ABOUT THE RESPIRATORY AND RELATED HARMS WHICH COULD RESULT IF YOUTH CHOOSE TO SMOKE MARIJUANA AS OPPOSED TO INGESTING IT THROUGH OTHER MEANS. BASE: MEDIUM/HIGH PRIORITY	33
4E. PLEASE INDICATE WHETHER YOU AGREE WITH ANY OF THE FOLLOWING REASONS FOR CREATING NEW PROGRAMS OR POLICIES AIMED AT PREVENTING YOUTH (AGE 12 TO 21) FROM USING LEGAL MARIJUANA. C. I AM CONCERNED ABOUT THE POTENTIAL IMPACTS OF MARIJUANA ON ONGOING BRAIN DEVELOPMENT, WHICH EXPERTS ADVISE REMAINS ONGOING UNTIL APPROXIMATELY AGE 25. BASE: MEDIUM/HIGH PRIORITY	34
4E. PLEASE INDICATE WHETHER YOU AGREE WITH ANY OF THE FOLLOWING REASONS FOR CREATING NEW PROGRAMS OR POLICIES AIMED AT PREVENTING YOUTH (AGE 12 TO 21) FROM USING LEGAL MARIJUANA. D. I AM CONCERNED THAT WE STILL DON'T UNDERSTAND ENOUGH ABOUT THE POTENTIAL HARMS AND BENEFITS OF MARIJUANA DUE TO A LACK OF RESEARCH. UNTIL THAT RESEARCH EXISTS, SOCIETY SHOULD DISCOURAGE YOUTH FROM CONSUMING IT. BASE: MEDIUM/HIGH PRIORITY	35

TABLE OF CONTENTS

<u>QUESTION #:</u>	<u>PAGE #:</u>
4E. PLEASE INDICATE WHETHER YOU AGREE WITH ANY OF THE FOLLOWING REASONS FOR CREATING NEW PROGRAMS OR POLICIES AIMED AT PREVENTING YOUTH (AGE 12 TO 21) FROM USING LEGAL MARIJUANA. E. OTHER JURISDICTIONS LIKE OREGON WHICH HAVE LEGALIZED MARIJUANA HAVE CREATED SPECIAL NEW PROGRAMS OR POLICIES TO PREVENT YOUTH (AGE 12 TO 21) FROM USING LEGAL MARIJUANA RECREATIONALLY, AND WE SHOULD LEARN FROM THEIR EXPERIENCE WITH THIS. BASE: MEDIUM/HIGH PRIORITY	36
4E. PLEASE INDICATE WHETHER YOU AGREE WITH ANY OF THE FOLLOWING REASONS FOR CREATING NEW PROGRAMS OR POLICIES AIMED AT PREVENTING YOUTH (AGE 12 TO 21) FROM USING LEGAL MARIJUANA. F. ANY OTHER REASONS? BASE: MEDIUM/HIGH PRIORITY	37
4F. RETURNING TO ALL THE ANSWERS YOU SELECTED, WHICH ONE RESPONSE IS THE MOST COMPELLING REASON TO YOU FOR HAVING SPECIAL NEW PROGRAMS OR POLICIES TO PREVENT YOUTH (AGE 12 TO 21) FROM USING LEGAL MARIJUANA RECREATIONALLY? BASE: MEDIUM/HIGH PRIORITY	38
5. HAVE YOU PERSONALLY EVER USED MARIJUANA?	40
6. WHAT IS THE HIGHEST LEVEL OF EDUCATION YOU HAVE HAD THE OPPORTUNITY TO COMPLETE?	41
7. WHICH OF THE FOLLOWING BEST DESCRIBE YOUR CURRENT HOUSEHOLD?	42
A. WHAT AREA OF THE PROVINCE DO YOU LIVE IN?	43
B. YOUR GENDER:	44
C. INTO WHICH OF THE FOLLOWING AGE GROUPS DO YOU FALL?	45
DISTRIBUTION OF INTERVIEWS	46

1. PLEASE TELL US THE EXTENT TO WHICH YOU AGREE OR DISAGREE WITH THE FOLLOWING STATEMENTS ABOUT ADDICTION.  
A) ADDICTION ARISES FROM INDIVIDUAL CHOICE.

	GENDER			AGE			REGION								PERSONAL/ IMM. FAMILY ILLICIT DRUG ADDICTION -----O-----	ANY EXP. W/ ILLICIT DRUG ADDICTION -----P-----
	TOTAL --A--	MALE --B--	FEMALE --C--	18-34 --D--	35-54 --E--	55+ --F--	TOTAL MV --G--	COV --H--	OTHER MV --I--	OTHER BC --J--	CRD --K--	ISLAND /COAST --L--	NORTH INT. --M--	SOUTH INT. --N--		
TOTAL INTERVIEWS (ACTUAL)	500	241	256	71	234	195	270	81	189	230	40	42	40	108	103	220
TOTAL INTERVIEWS (WEIGHTED)	500 100.0	240 100.0	258 100.0	134 100.0	183 100.0	183 100.0	266 100.0	73 100.0	192 100.0	234 100.0	42 100.0	47 100.0	36 100.0	109 100.0	110 100.0	223 100.0
STRONGLY AGREE	72 14.3	40 16.8	31 11.9	19 14.4	24 12.9	29 15.7	33 12.4	8 11.2	25 12.8	39 16.6	6 14.7	4 8.8	6 17.0	22 20.6 G	22 20.1	33 14.9
AGREE	209 41.9 K	101 42.0	108 41.8	51 37.9	86 47.4	72 39.3	112 42.0 K	27 37.0	84 44.0 K	98 41.7 K	10 24.9	27 56.7 HKN	19 52.8 K	41 38.0	44 40.1	90 40.2
DISAGREE	147 29.5 O	69 28.7	78 30.2	39 29.0	53 29.3	55 30.1	83 31.4 M	21 28.6	62 32.5 M	64 27.3	14 34.4 M	12 25.0	6 15.4	32 29.5	21 19.5	61 27.2
STRONGLY DISAGREE	53 10.6	25 10.4	28 10.8	21 15.9	16 8.8	15 8.4	30 11.4	13 17.5 I	17 9.0	23 9.6	6 13.4	3 7.0	5 12.6	9 8.3	17 15.3	32 14.5
DON'T KNOW	19 3.7	5 2.2	13 5.2	4 2.8	3 1.6	12 6.5 E	7 2.8	4 5.8	3 1.7	11 4.8	5 12.7 GINA	1 2.5	1 2.2	4 3.5	5 4.9	7 3.2
-----																
TOTAL AGREE	281 56.2 K	141 58.8	139 53.7	70 52.3	110 60.3	101 55.1	144 54.4	35 48.2	109 56.8 K	137 58.3 K	17 39.5	31 65.5 K	25 69.8 HK	64 58.6 K	66 60.3	123 55.1
TOTAL DISAGREE	200 40.0	94 39.0	106 41.1	60 44.9	69 38.1	70 38.4	114 42.8	34 46.1	80 41.5	87 36.9	20 47.8	15 32.0	10 28.0	41 37.9	38 34.8	93 41.7

T-TEST A-Z=.95 COLUMNS TESTED= BCA DEFA GHIJKLMNA OPA

Z-TEST A-Z=.95 COLUMNS TESTED= BCA DEFA GHIJKLMNA OPA

1. PLEASE TELL US THE EXTENT TO WHICH YOU AGREE OR DISAGREE WITH THE FOLLOWING STATEMENTS ABOUT ADDICTION.  
 B) ADDICTION IS A DISEASE, IMPACTED BY ENVIRONMENTAL AND GENETIC FACTORS.

	GENDER			AGE			REGION								PERSONAL/ IMM. FAMILY ILLICIT DRUG ADDICTION -----O-----	ANY EXP. W/ ILLICIT DRUG ADDICTION -----P-----
	TOTAL --A--	MALE --B--	FEMALE --C--	18-34 --D--	35-54 --E--	55+ --F--	TOTAL MV --G--	COV --H--	OTHER MV --I--	OTHER BC --J--	CRD --K--	ISLAND /COAST --L--	NORTH INT. --M--	SOUTH INT. --N--		
TOTAL INTERVIEWS (ACTUAL)	500	241	256	71	234	195	270	81	189	230	40	42	40	108	103	220
TOTAL INTERVIEWS (WEIGHTED)	500 100.0	240 100.0	258 100.0	134 100.0	183 100.0	183 100.0	266 100.0	73 100.0	192 100.0	234 100.0	42 100.0	47 100.0	36 100.0	109 100.0	110 100.0	223 100.0
STRONGLY AGREE	133 26.7	56 23.5	77 29.9	49 36.4	44 EF24.2	40 22.0	81 30.4 JN	28 38.7	52 JLNA 27.3	53 22.5	9 22.2	10 21.2	12 32.2	22 19.8	25 22.8	59 26.2
AGREE	245 48.9	120 50.1	123 47.7	65 48.2	99 54.0 F	81 44.4	129 48.6	31 42.2	98 51.0	116 49.4	21 49.0	24 51.3	19 53.3	51 47.3	57 51.5	116 51.8
DISAGREE	65 13.0	35 14.4	30 11.7	11 8.3	24 13.1	30 16.1	29 11.0	8 10.7	21 11.2	35 15.1	8 18.0	9 19.0	5 12.7	14 13.1	14 12.6	24 10.9
STRONGLY DISAGREE	29 5.8	15 6.4	13 5.0	4 2.9	11 6.2	14 7.6	16 5.9	1 2.0	14 7.5	13 5.7	3 6.6	-	1 1.7	10 9.2 H	10 9.0	15 6.8
DON'T KNOW	28 5.6	13 5.6	15 5.7	5 4.1	4 2.4	18 9.9 EA	11 4.1	5 6.5	6 3.1	17 7.4	2 4.2	4 8.5	-	11 10.6 GI	5 4.2	10 4.3
-----																
TOTAL AGREE	378 75.6 F	176 73.6	200 77.6	114 84.6 F	143 78.2 F	122 66.4	210 79.0 N	59 80.9 N	150 78.2 N	168 71.8	30 71.2	34 72.4	31 85.6 N	73 67.2	82 74.3	174 78.1
TOTAL DISAGREE	94 18.8	50 20.8	43 16.8	15 11.3	35 19.3	43 23.7 D	45 17.0	9 12.6	36 18.6	49 20.8	10 24.6	9 19.0	5 14.4	24 22.3	24 21.6	39 17.6

T-TEST A-Z=.95 COLUMNS TESTED= BCA DEFA GHIJKLMNA OPA

Z-TEST A-Z=.95 COLUMNS TESTED= BCA DEFA GHIJKLMNA OPA

1. PLEASE TELL US THE EXTENT TO WHICH YOU AGREE OR DISAGREE WITH THE FOLLOWING STATEMENTS ABOUT ADDICTION.  
C) ADDICTION IS A DISEASE, BUT THERE ARE ELEMENTS OF CHOICE INVOLVED FOR PEOPLE WHO FACE ADDICTIONS.

	GENDER			AGE			REGION								PERSONAL/ IMM. FAMILY ILLICIT DRUG ADDICTION -----O-----	ANY EXP. W/ ILLICIT DRUG ADDICTION -----P-----
	TOTAL --A--	MALE --B--	FEMALE --C--	18-34 --D--	35-54 --E--	55+ --F--	TOTAL MV --G--	COV --H--	OTHER MV --I--	OTHER BC --J--	CRD --K--	ISLAND /COAST --L--	NORTH INT. --M--	SOUTH INT. --N--		
TOTAL INTERVIEWS (ACTUAL)	500	241	256	71	234	195	270	81	189	230	40	42	40	108	103	220
TOTAL INTERVIEWS (WEIGHTED)	500 100.0	240 100.0	258 100.0	134 100.0	183 100.0	183 100.0	266 100.0	73 100.0	192 100.0	234 100.0	42 100.0	47 100.0	36 100.0	109 100.0	110 100.0	223 100.0
STRONGLY AGREE	124 24.8	63 26.5	60 23.1	33 24.8	48 26.4	42 23.2	65 24.4	17 23.6	47 24.7	59 25.2	8 18.1	13 27.0	10 28.1	29 26.3	27 25.0	54 24.3
AGREE	302 60.3	137 57.1	164 63.6	82 60.8	109 59.7	111 60.6	159 60.0	42 57.1	117 61.1	142 60.8	28 66.9	27 56.9	23 62.8	64 59.4	65 58.6	129 57.6
DISAGREE	40 7.9	20 8.3	20 7.7	10 7.2	14 7.6	16 8.8	22 8.2	6 8.6	15 8.1	18 7.7	5 10.9	3 6.9	3 9.1	7 6.2	6 5.6	19 8.5
STRONGLY DISAGREE	24 4.8	16 6.7 C	7 2.8	7 4.9	9 4.7	9 4.9	15 5.7	3 4.5	12 6.2	9 3.9	1 2.4	1 2.4	-	7 6.4	8 7.0	16 7.2
DON'T KNOW	10 2.1	3 1.5	7 2.7	3 2.3	3 1.6	5 2.5	5 1.7	5 6.2 GA	-	6 2.5	1 1.7	3 6.8 G	-	2 1.8	4 3.8	5 2.3
-----																
TOTAL AGREE	426 85.1	200 83.5	224 86.8	115 85.6	157 86.1	154 83.8	224 84.4	59 80.7	165 85.8	202 86.0	36 84.9	40 83.9	33 90.9	93 85.6	92 83.6	183 82.0
TOTAL DISAGREE	64 12.8	36 15.0	27 10.5	16 12.1	23 12.3	25 13.8	37 13.9	10 13.1	27 14.2	27 11.5	6 13.3	4 9.3	3 9.1	14 12.6	14 12.5	35 15.7

T-TEST A-Z=.95 COLUMNS TESTED= BCA DEFA GHIJKLMNA OPA

Z-TEST A-Z=.95 COLUMNS TESTED= BCA DEFA GHIJKLMNA OPA

1. PLEASE TELL US THE EXTENT TO WHICH YOU AGREE OR DISAGREE WITH THE FOLLOWING STATEMENTS ABOUT ADDICTION.  
 D) ADDICTION IS A DISEASE, WITH VERY LITTLE REAL CHOICE FOR THOSE WHO FACE ADDICTIONS.

	GENDER			AGE			REGION								PERSONAL/ IMM. FAMILY ILLICIT DRUG ADDICTION -----O-----	ANY EXP. W/ ILLICIT DRUG ADDICTION -----P-----
	TOTAL --A--	MALE --B--	FEMALE --C--	18-34 --D--	35-54 --E--	55+ --F--	TOTAL MV --G--	COV --H--	OTHER MV --I--	OTHER BC --J--	CRD --K--	ISLAND /COAST --L--	NORTH --M--	SOUTH INT. --N--		
TOTAL INTERVIEWS (ACTUAL)	500	241	256	71	234	195	270	81	189	230	40	42	40	108	103	220
TOTAL INTERVIEWS (WEIGHTED)	500 100.0	240 100.0	258 100.0	134 100.0	183 100.0	183 100.0	266 100.0	73 100.0	192 100.0	234 100.0	42 100.0	47 100.0	36 100.0	109 100.0	110 100.0	223 100.0
STRONGLY AGREE	57 11.4	27 11.1	30 11.8	12 9.3	23 12.6	22 11.8	36 13.7	12 16.2	25 12.8	21 8.8	2 4.3	6 11.7	4 11.3	9 8.4	13 11.6	29 13.1
AGREE	156 31.1 N	72 29.9	83 32.2	49 36.6	56 30.5	51 27.7	95 35.7 JN	26 35.1 N	69 36.0 JN	61 25.9	17 39.9 N	15 31.0	9 24.7	20 18.7	30 27.4	69 31.2
DISAGREE	203 40.5	97 40.4	106 41.0	50 37.3	73 40.3	79 43.1	100 37.7	27 37.3	73 37.9	102 43.7	13 30.5	21 43.6	17 45.8	52 48.2	41 37.2	82 36.8
STRONGLY DISAGREE	60 12.1	37 15.4 C	22 8.5	14 10.4	22 12.3	24 13.1	24 8.9	4 5.1	20 10.4	37 15.7 GH	5 12.5	4 9.3	6 15.8 H	21 19.6 GHIA	21 19.1	35 15.9
DON'T KNOW	24 4.9	7 3.1	17 6.5	9 6.4	8 4.3	8 4.2	10 3.9	5 6.3	6 3.0	14 5.9	5 12.7 GIA	2 4.4	1 2.3	6 5.1	5 4.7	7 3.1
-----																
TOTAL AGREE	213 42.5 JN	98 41.0	114 44.0	62 45.8	79 43.2	72 39.5	131 49.4 JN	38 51.3 JN	94 48.8 JN	81 34.7	19 44.3 N	20 42.7	13 36.0	29 27.1	43 39.0	99 44.2
TOTAL DISAGREE	263 52.6	134 55.9	128 49.5	64 47.7	96 52.5	103 56.3	124 46.6	31 42.4	93 48.3	139 59.4 GHI	18 43.0	25 52.8	22 61.7 H	74 67.8 GHKA	62 56.3	118 52.7

T-TEST A-Z=.95 COLUMNS TESTED= BCA DEFA GHIJKLMNA OPA

Z-TEST A-Z=.95 COLUMNS TESTED= BCA DEFA GHIJKLMNA OPA

1. PLEASE TELL US THE EXTENT TO WHICH YOU AGREE OR DISAGREE WITH THE FOLLOWING STATEMENTS ABOUT ADDICTION.

E) THE STIGMA ASSOCIATED WITH DRUG ADDICTION KEEPS MANY DRUG USERS AND/OR THEIR FAMILIES FROM TRYING TO GET HELP FOR DRUG USE/ADDICTION, ESPECIALLY IN THE EARLY STAGES.

	TOTAL --A--	GENDER		AGE			REGION								PERSONAL/ IMM. FAMILY ILLICIT DRUG ADDICTION -----O-----	ANY EXP. W/ ILLICIT DRUG ADDICTION ----P-----
		MALE --B--	FEMALE --C--	18-34 --D--	35-54 --E--	55+ --F--	TOTAL MV --G--	COV --H--	OTHER MV --I--	OTHER BC --J--	CRD --K--	ISLAND /COAST --L---	NORTH --M--	SOUTH INT. --N--		
TOTAL INTERVIEWS (ACTUAL)	500	241	256	71	234	195	270	81	189	230	40	42	40	108	103	220
TOTAL INTERVIEWS (WEIGHTED)	500 100.0	240 100.0	258 100.0	134 100.0	183 100.0	183 100.0	266 100.0	73 100.0	192 100.0	234 100.0	42 100.0	47 100.0	36 100.0	109 100.0	110 100.0	223 100.0
STRONGLY AGREE	168 33.5 F	80 33.2	88 34.1	56 41.5 F	66 36.0 F	46 25.2	95 35.8	40 53.9	56 GIJKL28.9	72 30.9	10 24.3	16 33.5	13 34.5	34 31.0	43 39.0	89 39.8
AGREE	211 42.1	101 42.2	108 41.8	59 43.6	69 38.1	83 45.1	119 44.9 H	23 30.8	97 50.3 HJN	91 39.0	16 38.5	19 39.7	17 47.0	39 36.2	37 33.3	78 34.8
DISAGREE	74 14.8	38 16.1	35 13.4	13 9.6	32 17.4	29 16.0	30 11.5	8 10.6	23 11.8	43 18.5 G	8 19.9	7 15.2	3 9.3	24 22.5 GHIA	21 19.3	36 16.4
STRONGLY DISAGREE	17 3.5	6 2.7	11 4.3	4 2.6	5 2.5	9 5.1	9 3.5	2 3.1	7 3.7	8 3.4	1 2.4	2 4.4	1 1.7	4 4.0	6 5.5	9 3.8
DON'T KNOW	31 6.1	14 5.8	17 6.5	4 2.7	11 6.1	16 8.7	11 4.3	1 1.6	10 5.3	19 8.2 H	6 14.9 GHIA	3 7.2	3 7.5	7 6.3	3 2.9	12 5.2
-----																
TOTAL AGREE	378 75.6	181 75.5	196 75.9	114 85.1 F	135 74.0	129 70.3	214 80.8 JKN	62 84.7 JKN	152 79.2 JKN	164 69.8	26 62.8	35 73.2	30 81.5	73 67.2	80 72.3	166 74.7
TOTAL DISAGREE	91 18.3	45 18.7	46 17.6	16 12.2	36 19.9	39 21.0	40 15.0	10 13.7	30 15.5	51 22.0 G	9 22.3	9 19.6	4 11.1	29 26.5 GHIM	27 24.8	45 20.2

T-TEST A-Z=.95 COLUMNS TESTED= BCA DEFA GHIJKLMNA OPA

Z-TEST A-Z=.95 COLUMNS TESTED= BCA DEFA GHIJKLMNA OPA

2B. HAVE YOU OR ANYONE WITHIN YOUR IMMEDIATE FAMILY OR HOUSEHOLD STRUGGLED WITH AN ADDICTION TO CURRENTLY ILLICIT DRUGS, SUCH AS HEROIN, OTHER OPIOID-BASED DRUGS, MARIJUANA, COCAINE, OR METHAMPHETAMINE?

	GENDER			AGE			REGION								PERSONAL/ IMM. FAMILY ILLICIT DRUG ADDICTION -----O-----	ANY EXP. W/ ILLICIT DRUG ADDICTION -----P-----
	TOTAL --A--	MALE --B--	FEMALE --C--	18-34 --D--	35-54 --E--	55+ --F--	TOTAL MV --G--	COV --H--	OTHER MV --I--	OTHER BC --J--	CRD --K--	ISLAND /COAST --L--	NORTH --M--	SOUTH INT. --N--		
TOTAL INTERVIEWS (ACTUAL)	500	241	256	71	234	195	270	81	189	230	40	42	40	108	103	220
TOTAL INTERVIEWS (WEIGHTED)	500 100.0	240 100.0	258 100.0	134 100.0	183 100.0	183 100.0	266 100.0	73 100.0	192 100.0	234 100.0	42 100.0	47 100.0	36 100.0	109 100.0	110 100.0	223 100.0
YES	110 22.0 F	49 20.6	59 22.9	43 32.0 F	40 22.1 F	27 14.6	50 18.9	14 18.8	36 18.9	60 25.6	11 25.2	13 27.1	9 24.7	27 25.3	110 100.0 PA	110 49.4 A
NO	373 74.6 P	183 76.5	189 73.2	88 65.2	138 75.4	148 80.7 D	209 78.5 J	57 77.5	152 78.9 J	164 70.2	30 70.6	34 71.1	26 70.6	75 69.5	-	106 47.5
NOT SURE	17 3.4	7 2.9	10 3.8	4 2.8	5 2.5	9 4.6	7 2.6	3 3.7	4 2.2	10 4.3	2 4.2	1 1.8	2 4.7	6 5.2	-	7 3.1

T-TEST A-Z=.95 COLUMNS TESTED= BCA DEFA GHIJKLMNA OPA

Z-TEST A-Z=.95 COLUMNS TESTED= BCA DEFA GHIJKLMNA OPA

2C. DO YOU BELIEVE THAT OUR HEALTH CARE SYSTEM PROVIDED THE SERVICES NEEDED TO HELP ADDRESS THE CHALLENGES OF MANAGING THAT PERSON'S ADDICTION AND IMPROVING HIS OR HER QUALITY OF LIFE?

BASE: TOTAL EVER STRUGGLED WITH AN ADDICTION TO ILLICIT DRUGS

	REGION															PERSONAL/ IMM. FAMILY ILLICIT DRUG ADDICTION -----O-----	ANY EXP. W/ ILLICIT DRUG ADDICTION ----P-----
	GENDER			AGE													
	TOTAL --A--	MALE --B--	FEMALE --C--	18-34 --D--	35-54 --E--	55+ --F--	TOTAL MV --G--	COV --H--	OTHER MV --I--	OTHER BC --J--	CRD --K--	ISLAND /COAST --L--	NORTH --M--	SOUTH INT. --N--			
TOTAL INTERVIEWS (ACTUAL)	103	48	53	23	52	28	51	16	35	52	7	11	10	24	103	103	
TOTAL INTERVIEWS (WEIGHTED)	110 100.0	49 100.0	59 100.0	43 100.0	40 100.0	27 100.0	50 100.0	14 100.0	36 100.0	60 100.0	11 100.0	13 100.0	9 100.0	27 100.0	110 100.0	110 100.0	
STRONGLY AGREE	7 6.4	5 9.3	2 2.6	4 8.7	3 6.3	1 2.7	5 10.5	2 16.4	3 8.3	2 2.9	-	-	-	2 6.2	7 6.4	7 6.4	
AGREE	22 20.1	9 18.7	13 21.9	5 12.3	10 24.5	7 26.1	10 19.1	2 13.5	8 21.2	13 21.0	1 9.7	2 17.7	2 18.9	8 27.6	22 20.1	22 20.1	
DISAGREE	50 45.9	23 46.8	27 45.0	21 49.9	17 42.8	12 44.0	19 37.3	2 12.8	17 46.6	32 53.1	6 55.2	8 58.6	4 48.8	14 51.0	50 45.9	50 45.9	
STRONGLY DISAGREE	21 19.2	9 17.7	12 21.1	7 16.5	8 20.9	6 21.1	12 23.6	6 40.7	6 17.2	9 15.6	4 35.1	3 23.7	1 9.3	2 6.3	21 19.2	21 19.2	
DON'T KNOW	9 8.4	4 7.5	6 9.4	5 12.5	2 5.4	2 6.2	5 9.4	2 16.5	2 6.7	5 7.5	-	-	2 22.9	2 8.9	9 8.4	9 8.4	
-----																	
TOTAL AGREE	29 26.5	14 28.0	14 24.5	9 21.0	12 30.8	8 28.7	15 29.6	4 30.0	11 29.5	14 23.8	1 9.7	2 17.7	2 18.9	9 33.8	29 26.5	29 26.5	
TOTAL DISAGREE	72 65.1	32 64.4	39 66.1	29 66.4	26 63.8	17 65.0	31 60.9	7 53.5	23 63.7	41 68.6	10 90.3	11 82.3	5 58.2	16 57.3	72 65.1	72 65.1	

T-TEST A-Z=.95 COLUMNS TESTED= BCA DEFA GHIJKLMNA OPA

Z-TEST A-Z=.95 COLUMNS TESTED= BCA DEFA GHIJKLMNA OPA

2D. HOW WOULD YOU CHARACTERIZE THE IMPACT OF ADDICTION ON THE HEALTH AND WELLBEING OF FAMILY MEMBERS/PRIMARY CAREGIVERS OF INDIVIDUALS DEALING WITH ADDICTION?  
 BASE: TOTAL EVER STRUGGLED WITH AN ADDICTION TO ILLICIT DRUGS

	GENDER			AGE			REGION								PERSONAL/ IMM. FAMILY ILLICIT DRUG ADDICTION -----O-----	ANY EXP. W/ ILLICIT DRUG ADDICTION -----P-----
	TOTAL --A--	MALE --B--	FEMALE --C--	18-34 --D--	35-54 --E--	55+ --F--	TOTAL MV --G--	COV --H--	OTHER MV --I--	OTHER BC --J--	CRD --K--	ISLAND /COAST --L--	NORTH INT. --M--	SOUTH INT. --N--		
TOTAL INTERVIEWS (ACTUAL)	103	48	53	23	52	28	51	16	35	52	7	11	10	24	103	103
TOTAL INTERVIEWS (WEIGHTED)	110 100.0	49 100.0	59 100.0	43 100.0	40 100.0	27 100.0	50 100.0	14 100.0	36 100.0	60 100.0	11 100.0	13 100.0	9 100.0	27 100.0	110 100.0	110 100.0
MAJOR IMPACT	88 79.8	40 80.6	47 80.0	30 69.8	33 82.3	25 92.2	43 86.4	11 79.8	32 88.9	44 74.3	7 65.8	11 83.0	6 67.6	21 75.7	88 79.8	88 79.8
MODERATE IMPACT	18 16.4	7 14.2	11 18.7	11 25.4	5 12.6	2 7.8	5 9.5	2 16.7	2 6.7	13 22.3	4 34.2	2 17.0	1 9.5	7 24.3	18 16.4	18 16.4
MINOR IMPACT	2 1.9	0 1.0	1 1.3	-	2 5.1	-	2 4.1	0 3.4	2 4.4	-	-	-	-	-	2 1.9	2 1.9
NO IMPACT	2 1.9	2 4.2	-	2 4.8	-	-	-	-	-	2 3.4	-	-	2 22.9	-	2 1.9	2 1.9
-----																
TOTAL MODERATE/MAJOR	106 96.2	47 94.9	58 98.7	41 95.2	38 94.9	27 100.0	48 95.9	13 96.6	35 95.6	58 96.6	11 100.0	13 100.0	7 77.1	27 100.0	106 96.2	106 96.2
TOTAL MINOR/NONE	4 3.8	3 5.1	1 1.3	2 4.8	2 5.1	-	2 4.1	0 3.4	2 4.4	2 3.4	-	-	2 22.9	-	4 3.8	4 3.8

T-TEST A-Z=.95 COLUMNS TESTED= BCA DEFA GHIJKLMNA OPA  
 Z-TEST A-Z=.95 COLUMNS TESTED= BCA DEFA GHIJKLMNA OPA

2EI. BASED ON YOUR EXPERIENCES, HOW WELL WERE VARIOUS SERVICES FOR MENTAL HEALTH CO-ORDINATED OR INTEGRATED INTO ADDICTION TREATMENT?  
 BASE: TOTAL EVER STRUGGLED WITH AN ADDICTION TO ILLICIT DRUGS

	GENDER			AGE			REGION								PERSONAL/ IMM. FAMILY ILLICIT DRUG ADDICTION -----O-----	ANY EXP. W/ ILLICIT DRUG ADDICTION -----P-----
	TOTAL --A--	MALE --B--	FEMALE --C--	18-34 --D--	35-54 --E--	55+ --F--	TOTAL MV --G--	COV --H--	OTHER MV --I--	OTHER BC --J--	CRD --K--	ISLAND /COAST --L--	NORTH INT. --M--	SOUTH INT. --N--		
TOTAL INTERVIEWS (ACTUAL)	103	48	53	23	52	28	51	16	35	52	7	11	10	24	103	103
TOTAL INTERVIEWS (WEIGHTED)	110 100.0	49 100.0	59 100.0	43 100.0	40 100.0	27 100.0	50 100.0	14 100.0	36 100.0	60 100.0	11 100.0	13 100.0	9 100.0	27 100.0	110 100.0	110 100.0
VERY WELL	6 5.3	1 1.7	4 6.9	2 3.6	3 8.0	1 3.8	3 6.3	2 11.3	2 4.4	3 4.4	1 9.7	-	-	2 5.9	6 5.3	6 5.3
SOMEWHAT WELL	16 14.7	5 11.0	10 16.8	9 21.0	4 11.1	3 10.1	9 18.1	3 21.4	6 16.9	7 11.9	-	-	1 16.4	6 20.6	16 14.7	16 14.7
SOMEWHAT POORLY	33 29.8	14 29.3	18 31.0	16 36.5	9 21.4	9 31.7	14 27.8	1 7.9	13 35.4	19 31.5	4 38.1	3 24.4	3 36.0	8 30.7	33 29.8	33 29.8
VERY POORLY	32 28.9	17 35.1	14 24.5	11 25.7	15 37.2	6 21.4	18 35.9	7 54.3	11 28.9	14 22.9	4 35.1	5 40.0	1 8.1	4 15.2	32 28.9	32 28.9
DON'T KNOW	24 21.4	11 22.8	12 20.8	6 13.2	9 22.3	9 33.1	6 11.9	1 5.2	5 14.5	18 29.3	2 17.1	5 35.6	4 39.4	8 27.7	24 21.4	24 21.4
-----																
TOTAL WELL	22 20.0	6 12.8	14 23.7	11 24.6	8 19.1	4 13.9	12 24.4	4 32.6	8 21.2	10 16.3	1 9.7	-	1 16.4	7 26.4	22 20.0	22 20.0
TOTAL POORLY	65 58.7	32 64.4	33 55.5	27 62.2	24 58.6	14 53.0	32 63.7	9 62.2	23 64.3	33 54.4	8 73.2	8 64.4	4 44.1	13 45.9	65 58.7	65 58.7

T-TEST A-Z=.95 COLUMNS TESTED= BCA DEFA GHIJKLMNA OPA

Z-TEST A-Z=.95 COLUMNS TESTED= BCA DEFA GHIJKLMNA OPA

2EII.IF MENTAL HEALTH SERVICES HAD BEEN BETTER CO-ORDINATED OR INTEGRATED INTO ADDICTION TREATMENT, THEN WHAT IMPACT WOULD THAT HAVE HAD ON YOUR EXPERIENCES?  
 BASE: TOTAL EVER STRUGGLED WITH AN ADDICTION TO ILLICIT DRUGS

	TOTAL --A--	GENDER		AGE			REGION								PERSONAL/ IMM. FAMILY ILLICIT DRUG ADDICTION -----O-----	ANY EXP. W/ ILLICIT DRUG ADDICTION -----P-----
		MALE --B--	FEMALE --C--	18-34 --D--	35-54 --E--	55+ --F--	TOTAL MV --G--	COV --H--	OTHER MV --I--	OTHER BC --J--	CRD --K--	ISLAND /COAST --L--	NORTH INT. --M--	SOUTH INT. --N--		
TOTAL INTERVIEWS (ACTUAL)	103	48	53	23	52	28	51	16	35	52	7	11	10	24	103	103
TOTAL INTERVIEWS (WEIGHTED)	110 100.0	49 100.0	59 100.0	43 100.0	40 100.0	27 100.0	50 100.0	14 100.0	36 100.0	60 100.0	11 100.0	13 100.0	9 100.0	27 100.0	110 100.0	110 100.0
MAJOR IMPACT	50 45.7	18 37.4	32 53.9	25 59.2	14 35.1	11 39.9	24 48.4	9 66.3	15 41.6	26 43.4	7 69.3	7 57.6	3 34.1	8 29.9	50 45.7	50 45.7
MODERATE IMPACT	36 32.9	20 40.1	16 26.4	11 26.8	15 38.4	9 34.4	14 28.7	5 33.7	10 26.8	22 36.4	2 21.0	3 24.4	3 35.9	13 48.0	36 32.9	36 32.9
MINOR IMPACT	10 9.0	5 9.6	5 8.8	2 5.1	4 9.6	4 14.5	8 15.8	-	8 21.8	2 3.4	1 9.7	-	-	1 3.6	10 9.0	10 9.0
NO IMPACT	14 12.4	6 13.0	6 10.9	4 8.9	7 16.9	3 11.3	4 7.1	-	4 9.8	10 16.8	-	2 18.0	3 30.0	5 18.5	14 12.4	14 12.4
-----																
TOTAL MODERATE/MAJOR	86 78.6	38 77.4	47 80.3	37 86.0	30 73.5	20 74.2	39 77.0	14 100.0	25 68.3	48 79.8	10 90.3	11 82.0	6 70.0	21 77.9	86 78.6	86 78.6
TOTAL MINOR/NONE	24 21.4	11 22.6	12 19.7	6 14.0	11 26.5	7 25.8	12 23.0	-	12 31.7	12 20.2	1 9.7	2 18.0	3 30.0	6 22.1	24 21.4	24 21.4

T-TEST A-Z=.95 COLUMNS TESTED= BCA DEFA GHIJKLMNA OPA  
 Z-TEST A-Z=.95 COLUMNS TESTED= BCA DEFA GHIJKLMNA OPA

2F. HAVE YOU OR ANYONE WITHIN YOUR IMMEDIATE FAMILY OR HOUSEHOLD BECOME DEPENDENT ON A PRESCRIPTION PAINKILLER?

	GENDER			AGE			REGION								PERSONAL/ IMM. FAMILY ILLICIT DRUG ADDICTION -----O-----	ANY EXP. W/ ILLICIT DRUG ADDICTION -----P-----
	TOTAL --A--	MALE --B--	FEMALE --C--	18-34 --D--	35-54 --E--	55+ --F--	TOTAL MV --G--	COV --H--	OTHER MV --I--	OTHER BC --J--	CRD --K--	ISLAND /COAST --L--	NORTH INT. --M--	SOUTH INT. --N--		
TOTAL INTERVIEWS (ACTUAL)	500	241	256	71	234	195	270	81	189	230	40	42	40	108	103	220
TOTAL INTERVIEWS (WEIGHTED)	500 100.0	240 100.0	258 100.0	134 100.0	183 100.0	183 100.0	266 100.0	73 100.0	192 100.0	234 100.0	42 100.0	47 100.0	36 100.0	109 100.0	110 100.0	223 100.0
YES	44 8.8	20 8.5	23 8.9	13 9.7	16 8.8	15 8.2	22 8.4	7 9.5	15 8.0	22 9.3	5 10.7	7 15.4	2 4.5	8 7.7	28 25.8 PA	35 15.8 A
NO	442 88.4 OP	215 89.7	226 87.5	118 87.7	161 88.2	163 89.2	238 89.5	65 88.0	173 90.1	204 87.2	35 83.2	39 82.1	35 95.5	96 88.1	76 69.0	180 80.6 O
NOT SURE	14 2.7	4 1.8	9 3.7	4 2.7	5 2.9	5 2.6	5 2.1	2 2.5	4 1.9	8 3.5	3 6.1	1 2.4	-	5 4.2	6 5.2	8 3.6

T-TEST A-Z=.95 COLUMNS TESTED= BCA DEFA GHIJKLMNA OPA

Z-TEST A-Z=.95 COLUMNS TESTED= BCA DEFA GHIJKLMNA OPA

2G. HAVE ANY OF YOUR EXTENDED FAMILY OR FRIENDS STRUGGLED WITH AN ADDICTION TO CURRENTLY ILLICIT DRUGS, INCLUDING BUT NOT LIMITED TO HEROIN, OTHER OPIOID-BASED DRUGS, MARIJUANA, COCAINE, METHAMPHETAMINE?

	GENDER			AGE			REGION								PERSONAL/ IMM. FAMILY ILLICIT DRUG ADDICTION -----O-----	ANY EXP. W/ ILLICIT DRUG ADDICTION -----P-----
	TOTAL --A--	MALE --B--	FEMALE --C--	18-34 --D--	35-54 --E--	55+ --F--	TOTAL MV --G--	COV --H--	OTHER MV --I--	OTHER BC --J--	CRD --K--	ISLAND /COAST --L--	NORTH --M--	SOUTH INT. --N--		
TOTAL INTERVIEWS (ACTUAL)	500	241	256	71	234	195	270	81	189	230	40	42	40	108	103	220
TOTAL INTERVIEWS (WEIGHTED)	500 100.0	240 100.0	258 100.0	134 100.0	183 100.0	183 100.0	266 100.0	73 100.0	192 100.0	234 100.0	42 100.0	47 100.0	36 100.0	109 100.0	110 100.0	223 100.0
YES	203 40.6 F	106 44.2	95 37.0	69 51.5 F	86 47.0 F	48 26.2	100 37.5	24 33.0	76 39.3	103 44.1	13 31.1	26 54.0 GHK	19 53.2 HK	45 41.7	90 81.8 A	203 91.0 OA
NO	260 52.0 OP	120 50.2	139 54.0	57 42.4	84 46.2	119 64.9	149 56.2 JL	43 58.7 L	106 55.2 L	111 47.3	26 62.8 LM	17 36.5	15 40.4	53 48.4	13 12.2	13 6.0
NOT SURE	37 7.4 P	13 5.6	23 9.1	8 6.1	12 6.8	16 8.9	17 6.3	6 8.4	11 5.5	20 8.6	3 6.1	5 9.5	2 6.4	11 9.9	7 5.9	7 2.9

SUMMARY OF EXPERIENCE  
WITH DRUG ADDICTION

PERSONAL/ IMMEDIATE FAMILY EXPERIENCE WITH DRUG	110 22.0 F	49 20.6	59 22.9	43 32.0 F	40 22.1 F	27 14.6	50 18.9	14 18.8	36 18.9	60 25.6	11 25.2	13 27.1	9 24.7	27 25.3	110 100.0 PA	110 49.4 A
ANY EXPERIENCE WITH DRUG ADDICTION (SELF, IMMEDIATE FAMILY, EXTENDED FAMILY OR FRIENDS)	223 44.6 F	115 48.0	106 41.2	71 52.8 F	97 53.1 FA	55 30.1	109 41.2	26 36.0	83 43.2	114 48.5 K	13 31.1	27 56.2 HK	21 57.7 GHK	53 48.7	110 100.0 A	223 100.0 A

T-TEST A-Z=.95 COLUMNS TESTED= BCA DEFA GHIJKLMNA OPA

Z-TEST A-Z=.95 COLUMNS TESTED= BCA DEFA GHIJKLMNA OPA

2H. HAVE ANY OF YOUR EXTENDED FAMILY OR FRIENDS BECOME DEPENDENT ON A PRESCRIPTION PAINKILLER?

	GENDER			AGE			REGION								PERSONAL/ IMM. FAMILY ILLICIT DRUG ADDICTION -----O-----	ANY EXP. W/ ILLICIT DRUG ADDICTION -----P-----
	TOTAL --A--	MALE --B--	FEMALE --C--	18-34 --D--	35-54 --E--	55+ --F--	TOTAL MV --G--	COV --H--	OTHER MV --I--	OTHER BC --J--	CRD --K--	ISLAND /COAST --L---	NORTH INT. --M--	SOUTH INT. --N---		
TOTAL INTERVIEWS (ACTUAL)	500	241	256	71	234	195	270	81	189	230	40	42	40	108	103	220
TOTAL INTERVIEWS (WEIGHTED)	500 100.0	240 100.0	258 100.0	134 100.0	183 100.0	183 100.0	266 100.0	73 100.0	192 100.0	234 100.0	42 100.0	47 100.0	36 100.0	109 100.0	110 100.0	223 100.0
YES	108 21.6	46 19.3	61 23.6	43 32.1	34 EF18.5	31 17.0	53 20.1	19 25.6	35 18.0	54 23.3	9 21.2	16 33.7	GIN 28.3	19 17.8	48 44.0 A	87 38.8 A
NO	309 61.9	159 LOP 66.2	149 57.8	73 54.7	111 60.7	125 68.3 D	171 64.2 L	45 61.1	126 65.5 L	139 59.2 L	27 64.0	20 42.9	20 53.5	72 66.2 L	42 37.9	89 39.8
NOT SURE	83 16.6	35 14.5	48 18.6	18 13.2	38 20.8	27 14.7	42 15.6	10 13.3	32 16.5	41 17.6	6 14.8	11 23.4	7 18.2	17 15.9	20 18.0	48 21.4

T-TEST A-Z=.95 COLUMNS TESTED= BCA DEFA GHIJKLMNA OPA

Z-TEST A-Z=.95 COLUMNS TESTED= BCA DEFA GHIJKLMNA OPA

3A. RECENTLY BC'S CORONER OBSERVED THAT THE DEATHS FROM DRUG OVERDOSES LINKED TO FENTANYL SURPASSED THE NUMBER OF DEATHS FROM MOTOR VEHICLE ACCIDENTS. FENTANYL IS A POTENT, SYNTHETIC OPIOID PAIN MEDICATION, OFTEN USED AS AN ANESTHETIC. FENTANYL IS ESTIMATED TO HAVE ABOUT 80 TIMES THE POTENCY OF MORPHINE. HOW CONCERNED ARE YOU ABOUT THE PROLIFERATION OF FENTANYL IN ILLICIT STREET DRUGS BEING SOLD AND CONSUMED IN OUR PROVINCE?

	TOTAL --A--	GENDER		AGE			REGION								PERSONAL/ IMM. FAMILY ILLICIT DRUG ADDICTION -----O-----	ANY EXP. W/ ILLICIT DRUG ADDICTION ----P-----
		MALE --B--	FEMALE --C--	18-34 --D--	35-54 --E--	55+ --F--	TOTAL MV --G--	COV --H--	OTHER MV --I--	OTHER BC --J--	CRD --K--	ISLAND /COAST --L--	NORTH --M--	SOUTH INT. --N--		
TOTAL INTERVIEWS (ACTUAL)	500	241	256	71	234	195	270	81	189	230	40	42	40	108	103	220
TOTAL INTERVIEWS (WEIGHTED)	500 100.0	240 100.0	258 100.0	134 100.0	183 100.0	183 100.0	266 100.0	73 100.0	192 100.0	234 100.0	42 100.0	47 100.0	36 100.0	109 100.0	110 100.0	223 100.0
EXTREMELY CONCERNED	259 51.8 B	105 43.7	154 59.6 BA	68 51.0	93 50.7	98 53.4	140 52.9	34 46.5	106 55.3	119 50.6	20 46.4	22 45.8	20 55.6	57 52.7	67 60.9	124 55.5
MODERATELY CONCERNED	162 32.3	83 34.8	78 30.4	40 29.8	58 31.8	64 34.7	81 30.6	25 33.7	57 29.4	80 34.3	14 32.4	18 39.1	13 35.8	35 32.5	27 24.7	68 30.6
SLIGHTLY CONCERNED	48 9.7	30 12.5 C	18 7.1	14 10.1	19 10.4	16 8.6	30 11.2	11 14.8 M	19 9.8	19 8.0	3 7.7	5 10.4	1 1.7	10 9.1	8 7.5	17 7.8
NOT AT ALL CONCERNED	31 6.2	22 9.1 C	8 2.9	12 9.0 F	13 7.1	6 3.2	14 5.4	4 5.0	11 5.5	17 7.1	6 13.5	2 4.8	3 6.9	6 5.7	8 6.9	14 6.1
-----																
TOTAL CONCERNED	421 84.1	188 78.4	232 89.9 BA	109 80.9	151 82.5	162 88.1	222 83.4	59 80.2	163 84.7	199 84.9	33 78.8	40 84.9	33 91.4	92 85.2	94 85.6	192 86.1
TOTAL NOT CONCERNED	79 15.9 C	52 21.6 C	26 10.1	26 19.1	32 17.5	22 11.9	44 16.6	15 19.8	29 15.3	35 15.1	9 21.2	7 15.1	3 8.6	16 14.8	16 14.4	31 13.9

T-TEST A-Z=.95 COLUMNS TESTED= BCA DEFA GHIJKLMNA OPA

Z-TEST A-Z=.95 COLUMNS TESTED= BCA DEFA GHIJKLMNA OPA

3B. WHAT PRIORITY WOULD YOU GIVE TO DEVELOPING OR ADJUSTING REGULATIONS AND PROGRAMS TO HELP PREVENT FUTURE OVERDOSE DEATHS LINKED TO FENTANYL?

	GENDER			AGE			REGION								PERSONAL/ IMM. FAMILY ILLICIT DRUG ADDICTION -----O-----	ANY EXP. W/ ILLICIT DRUG ADDICTION -----P-----
	TOTAL --A--	MALE --B--	FEMALE --C--	18-34 --D--	35-54 --E--	55+ --F--	TOTAL MV --G--	COV --H--	OTHER MV --I--	OTHER BC --J--	CRD --K--	ISLAND /COAST --L---	NORTH --M--	SOUTH INT. --N--		
TOTAL INTERVIEWS (ACTUAL)	500	241	256	71	234	195	270	81	189	230	40	42	40	108	103	220
TOTAL INTERVIEWS (WEIGHTED)	500 100.0	240 100.0	258 100.0	134 100.0	183 100.0	183 100.0	266 100.0	73 100.0	192 100.0	234 100.0	42 100.0	47 100.0	36 100.0	109 100.0	110 100.0	223 100.0
HIGH PRIORITY	261 52.2	115 48.2	145 56.1	62 46.3	96 52.7	103 56.0	141 53.0	42 56.6	99 51.7	120 51.3	20 46.4	19 40.6	25 68.2 JKL	57 52.1	66 59.7	128 57.5
MEDIUM PRIORITY	173 34.7	87 36.4	86 33.4	60 44.8	56 EF30.6	57 31.3	96 36.0	26 36.0	69 35.9	78 33.2	16 37.7	22 46.0 M	8 21.7	32 29.8	29 26.8	66 29.4
LOW PRIORITY	48 9.6	25 10.5	23 8.9	10 7.2	21 11.4	18 9.6	20 7.6	3 4.0	17 8.9	28 12.0 H	7 15.9 H	6 13.4	2 5.1	13 12.2 H	9 8.5	20 9.0
NOT A PRIORITY	17 3.5	12 4.9 C	4 1.5	2 1.6	10 5.3	5 3.0	9 3.4	2 3.4	7 3.4	8 3.5	-	-	2 5.1	6 5.9	5 5.0	9 4.2
-----																
TOTAL MEDIUM/HIGH	434 86.9	203 84.6	231 89.5	122 91.1	152 83.2	160 87.4	236 89.0	68 92.6 N	168 87.6	198 84.5	35 84.1	41 86.6	33 89.8	89 81.9	95 86.5	194 86.8
TOTAL LOW/NOT A PRIORITY	66 13.1	37 15.4	27 10.5	12 8.9	31 16.8	23 12.6	29 11.0	5 7.4	24 12.4	36 15.5	7 15.9	6 13.4	4 10.2	20 18.1 H	15 13.5	29 13.2

T-TEST A-Z=.95 COLUMNS TESTED= BCA DEFA GHIJKLMNA OPA

Z-TEST A-Z=.95 COLUMNS TESTED= BCA DEFA GHIJKLMNA OPA

3BII. IF HEALTH CARE COSTS NEEDED TO INCREASE IN ORDER TO DEVELOP OR ADJUST REGULATIONS AND PROGRAMS TO HELP PREVENT FUTURE OVERDOSE DEATHS LINKED TO FENTANYL, WHAT PRIORITY WOULD YOU GIVE THIS EFFORT?

	GENDER			AGE			REGION								PERSONAL/ IMM. FAMILY ILLCIT DRUG ADDICTION -----O-----	ANY EXP. W/ ILLICIT DRUG ADDICTION -----P-----
	TOTAL --A--	MALE --B--	FEMALE --C--	18-34 --D--	35-54 --E--	55+ --F--	TOTAL MV --G--	COV --H--	OTHER MV --I--	OTHER BC --J--	CRD --K--	ISLAND /COAST --L--	NORTH INT. --M--	SOUTH INT. --N--		
TOTAL INTERVIEWS (ACTUAL)	500	241	256	71	234	195	270	81	189	230	40	42	40	108	103	220
TOTAL INTERVIEWS (WEIGHTED)	500 100.0	240 100.0	258 100.0	134 100.0	183 100.0	183 100.0	266 100.0	73 100.0	192 100.0	234 100.0	42 100.0	47 100.0	36 100.0	109 100.0	110 100.0	223 100.0
HIGH PRIORITY	159 31.7	72 29.9	87 33.7	32 23.6	62 34.0	65 35.4	81 30.6	23 31.4	58 30.3	77 33.0	15 35.2	13 27.6	12 32.2	38 34.8	48 43.3 A	87 38.9
MEDIUM PRIORITY	217 43.3	97 40.4	119 46.2	75 56.0	68 EF37.1	74 40.3	126 47.5 JN	38 52.1 JN	88 45.8	91 38.6	15 35.6	19 41.2	18 50.7	38 34.6	37 33.4	85 38.3
LOW PRIORITY	76 15.2 M	44 18.5 C	31 12.0	16 11.9	32 17.4	29 15.6	35 13.1 M	7 9.7	28 14.4 M	41 17.6 M	9 22.5 M	10 22.1 M	1 1.7	21 19.1 M	11 9.8	28 12.7
NOT A PRIORITY	48 9.7	27 11.2	21 8.1	11 8.5	21 11.5	16 8.8	23 8.7	5 6.8	18 9.5	25 10.7	3 6.7	4 9.2	6 15.4	12 11.4	15 13.6	23 10.2
-----																
TOTAL MEDIUM/HIGH	375 75.1	168 70.3	206 79.9 B	107 79.6	130 71.1	139 75.7	207 78.1	61 83.5 JN	146 76.1	168 71.6	30 70.8	32 68.7	30 82.9	75 69.4	84 76.7	172 77.2
TOTAL LOW/NOT A PRIORITY	125 24.9	71 29.7 C	52 20.1	27 20.4	53 28.9	45 24.3	58 21.9	12 16.5	46 23.9	67 28.4 H	12 29.2	15 31.3	6 17.1	33 30.6 H	26 23.3	51 22.8

T-TEST A-Z=.95 COLUMNS TESTED= BCA DEFA GHIJKLMNA OPA  
Z-TEST A-Z=.95 COLUMNS TESTED= BCA DEFA GHIJKLMNA OPA

3CI. SOME PEOPLE SAY THAT SOCIETY SHOULD HELP PREVENT FUTURE OVERDOSE DEATHS LINKED TO FENTANYL BY MAKING SERVICES AVAILABLE TO PROVIDE NON-JUDGMENTAL CHECKING OR TESTING OF STREET DRUGS FOR POSSIBLE FENTANYL CONTAMINATION. THE GOAL OF SUCH TESTING WOULD BE TO PROVIDE SOME QUALITY CONTROL OR ASSURANCES FOR PEOPLE WHO DO NOT WISH TO CONSUME FENTANYL BUT ARE STILL PURCHASING OTHER ILLICIT SUBSTANCES. THIS WOULD NOT STOP ILLICIT DRUG USE, BUT COULD HELP KEEP PEOPLE SAFE FROM A SUBSTANCE KNOWN TO BE EXTREMELY HARMFUL. TO WHAT EXTENT DO YOU AGREE OR DISAGREE THAT:  
OUR SOCIETY SHOULD PROVIDE SUCH DRUG CHECKING/TESTING SERVICES TO PREVENT FENTANYL OVERDOSES EVEN IF HEALTH CARE COSTS NEED TO INCREASE.

	GENDER			AGE			REGION								PERSONAL/ IMM. FAMILY ILLICIT DRUG ADDICTION -----O-----	ANY EXP. W/ ILLICIT DRUG ADDICTION -----P-----
	TOTAL --A--	MALE --B--	FEMALE --C--	18-34 --D--	35-54 --E--	55+ --F--	TOTAL MV --G--	COV --H--	OTHER MV --I--	OTHER BC --J--	CRD --K--	ISLAND /COAST --L--	NORTH --M--	SOUTH INT. --N--		
TOTAL INTERVIEWS (ACTUAL)	500	241	256	71	234	195	270	81	189	230	40	42	40	108	103	220
TOTAL INTERVIEWS (WEIGHTED)	500 100.0	240 100.0	258 100.0	134 100.0	183 100.0	183 100.0	266 100.0	73 100.0	192 100.0	234 100.0	42 100.0	47 100.0	36 100.0	109 100.0	110 100.0	223 100.0
STRONGLY AGREE	118 23.6	59 24.7	59 22.7	37 27.9	35 19.0	46 24.9	70 26.2 M	29 39.1	41 GJLM21.3	48 20.6	16 37.2 IJMN	10 20.2	4 11.5	19 17.4	28 25.4	57 25.6
AGREE	190 38.0 H	87 36.1	104 40.2	56 41.6	73 39.8	62 33.7	97 36.4	19 25.9	78 40.4 H	94 39.9 H	15 34.9	22 47.4 H	15 40.1	42 38.5	42 38.1	89 39.9
DISAGREE	92 18.5	47 19.6	44 17.2	17 12.6	32 17.6	43 23.6 D	45 16.8	10 13.4	35 18.1	48 20.4	4 9.4	8 16.5	8 22.7	28 25.6 HK	15 13.3	34 15.2
STRONGLY DISAGREE	61 12.2	35 14.7	24 9.4	14 10.1	26 14.3	21 11.7	31 11.8	8 11.6	23 11.8	30 12.7	3 7.0	4 8.9	7 19.6	16 14.3	17 15.5	26 11.8
DON'T KNOW	39 7.7	11 4.8	27 10.5 B	10 7.8	17 9.3	11 6.1	24 8.9	7 10.0	16 8.4	15 6.4	5 11.5	3 7.0	2 6.1	5 4.3	8 7.7	17 7.6
-----																
TOTAL AGREE	308 61.6	146 60.9	162 62.9	93 69.5	107 58.8	107 58.6	166 62.6	48 65.0	118 61.6	142 60.5	30 72.1	32 67.6	19 51.6	61 55.9	70 63.5	146 65.4
TOTAL DISAGREE	153 30.7	82 34.3	69 26.6	30 22.7	58 31.9	65 35.3	76 28.5	18 24.9	58 29.9	78 33.1 K	7 16.4	12 25.4	15 42.3 K	43 39.9 GHK	32 28.8	60 27.0

T-TEST A-Z=.95 COLUMNS TESTED= BCA DEFA GHIJKLMNA OPA

Z-TEST A-Z=.95 COLUMNS TESTED= BCA DEFA GHIJKLMNA OPA

## 3CII.WHY DO YOU FEEL THAT WAY?

BASE: TOTAL STRONGLY/SOMEWHAT DISAGREE THAT OUR SOCIETY SHOULD PROVIDE DRUG CHECKING/TESTING SERVICES

	GENDER			AGE			REGION								PERSONAL/ IMM. FAMILY ILLICIT DRUG ADDICTION ---O---	ANY EXP. W/ ILLICIT DRUG ADDICTION ---P---
	TOTAL --A--	MALE --B--	FEMALE --C--	18-34 --D--	35-54 --E--	55+ --F--	TOTAL MV --G--	COV --H--	OTHER MV --I--	OTHER BC --J--	CRD --K--	ISLAND /COAST --L---	NORTH INT. --M--	SOUTH INT. --N--		
TOTAL INTERVIEWS (ACTUAL)	159	87	69	16	74	69	78	20	58	81	7	11	18	45	31	64
TOTAL INTERVIEWS (WEIGHTED)	153 100.0	82 100.0	69 100.0	30 100.0	58 100.0	65 100.0	76 100.0	18 100.0	58 100.0	78 100.0	7 100.0	12 100.0	15 100.0	43 100.0	32 100.0	60 100.0
THERE HAS TO BE SOME ELEMENT OF PERSONAL RESPONSIBILITY (FROM THE ADDICT) / NOT SYMPATHETIC / THEY KNOW THE RISKS	63 40.9	32 39.2	29 42.0	10 32.6	24 40.7	29 45.0	28 36.3	4 22.9	23 40.5	35 45.4	3 42.2	4 36.5	8 54.8	20 45.1	12 36.3	21 35.7
WASTE OF MONEY / RESOURCES SHOULD BE APPLIED ELSEWHERE	52 33.7	25 30.6	27 38.7	11 35.0	21 35.3	21 31.7	25 33.1	6 34.4	19 32.6	27 34.4	2 29.7	4 35.6	4 23.3	17 38.8	11 34.8	21 35.6
IT WOULD BE ENABLING THEIR ADDICTION / LEGITIMIZES ILLICIT DRUG USE	42 27.6	26 32.2	16 23.1	12 38.8	20 35.1	10 15.6	26 34.9	10 52.4	17 29.3	16 20.5	2 28.0	2 16.5	2 11.0	10 23.7	8 26.2	16 26.4
SHOULD FOCUS ON TREATMENTS / SOLUTIONS TO GET THEM TO STOP USING DRUGS	27 17.5	14 17.1	13 18.5	4 12.9	12 20.4	11 16.9	12 15.9	1 6.7	11 18.8	15 19.0	1 14.8	5 45.5	1 9.1	7 15.9	8 24.4	15 25.1
FOCUS ON CRIME PREVENTION (I.E. ARRESTING DEALERS, STOPPING THE DRUGS FROM BEING IMPORTED FROM CHINA)	16 10.2	11 13.4	4 5.6	-	9 14.8	7 10.9	9 11.3	1 7.0	7 12.7	7 9.2	-	1 8.7	3 16.5	4 8.1	6 18.3	9 15.1
ADDICTS WOULDN'T GET THEIR DRUGS TESTED	9 5.6	2 2.7	6 9.2	-	4 6.4	5 7.5	4 5.5	1 4.2	3 6.0	4 5.6	-	1 9.7	1 3.7	3 6.1	2 5.2	4 6.9
IT WOULD BE BETTER TO REGULATE / LEGALIZE THE DRUGS	5 3.4	2 2.1	3 3.8	2 5.8	2 2.7	2 2.8	3 3.4	-	3 4.5	3 3.3	-	-	2 10.3	1 2.2	2 5.5	2 2.9
NO COMMENT	3 2.2	-	3 4.9	2 5.8	2 2.7	-	-	-	-	3 4.3	-	1 7.9	1 4.1	2 4.1	2 5.6	3 5.6

T-TEST A-Z=.95 COLUMNS TESTED= BCA DEFA GHIJKLMNA OPA

Z-TEST A-Z=.95 COLUMNS TESTED= BCA DEFA GHIJKLMNA OPA

3E. REGARDLESS OF WHERE FUNDING COMES FROM (I.E., CURRENT OR NEW BUDGETS), WOULD YOU SUPPORT THE HEALTH AUTHORITIES IMPROVING THEIR SUBSTANCE USE SERVICES TO BETTER PREVENT OVERDOSE RELATED DEATH THROUGH ANY OF THE FOLLOWING?  
A. MORE SAFE INJECTION FACILITIES

	TOTAL --A--	GENDER		AGE			REGION								PERSONAL/ IMM. FAMILY ILLICIT DRUG ADDICTION	ANY EXP. W/ ILLICIT DRUG ADDICTION
		MALE --B--	FEMALE --C--	18-34 --D--	35-54 --E--	55+ --F--	TOTAL MV --G--	COV --H--	OTHER MV --I--	OTHER BC --J--	CRD --K--	ISLAND /COAST --L--	NORTH --M--	SOUTH INT. --N--	-----O-----	-----P-----
TOTAL INTERVIEWS (ACTUAL)	500	241	256	71	234	195	270	81	189	230	40	42	40	108	103	220
TOTAL INTERVIEWS (WEIGHTED)	500 100.0	240 100.0	258 100.0	134 100.0	183 100.0	183 100.0	266 100.0	73 100.0	192 100.0	234 100.0	42 100.0	47 100.0	36 100.0	109 100.0	110 100.0	223 100.0
YES	300 59.9	142 59.2	158 61.2	85 63.6	100 54.7	115 62.5	158 59.5	50 68.5	108 56.0	142 60.5	26 61.4	32 68.6	21 56.8	63 57.8	60 54.7	139 62.2
NO	105 20.9	60 25.2	43 16.8	19 14.3	44 24.0	42 22.7	60 22.5	14 19.7	45 23.6	45 19.0	5 11.6	7 15.3	7 18.7	26 23.7	25 22.4	42 18.8
NOT SURE	96 19.2	37 15.6	57 22.0	30 22.2	39 21.3	27 14.8	48 18.0	9 11.8	39 20.4	48 20.5	11 27.0	8 16.1	9 24.5	20 18.5	25 22.9	42 19.0

T-TEST A-Z=.95 COLUMNS TESTED= BCA DEFA GHIJKLMNA OPA  
Z-TEST A-Z=.95 COLUMNS TESTED= BCA DEFA GHIJKLMNA OPA

3E. REGARDLESS OF WHERE FUNDING COMES FROM (I.E., CURRENT OR NEW BUDGETS), WOULD YOU SUPPORT THE HEALTH AUTHORITIES IMPROVING THEIR SUBSTANCE USE SERVICES TO BETTER PREVENT OVERDOSE RELATED DEATH THROUGH ANY OF THE FOLLOWING?  
 B. BETTER ACCESSIBLE SUBSTITUTION TREATMENT OF OPIATE DEPENDENT PATIENTS

	TOTAL --A--	GENDER		AGE			REGION								PERSONAL/ IMM. FAMILY ILLICIT DRUG ADDICTION -----O-----	ANY EXP. W/ ILLICIT DRUG ADDICTION ----P-----
		MALE --B--	FEMALE --C--	18-34 --D--	35-54 --E--	55+ --F--	TOTAL MV --G--	COV --H--	OTHER MV --I--	OTHER BC --J--	CRD --K--	ISLAND /COAST --L--	NORTH --M--	SOUTH INT. --N--		
TOTAL INTERVIEWS (ACTUAL)	500	241	256	71	234	195	270	81	189	230	40	42	40	108	103	220
TOTAL INTERVIEWS (WEIGHTED)	500 100.0	240 100.0	258 100.0	134 100.0	183 100.0	183 100.0	266 100.0	73 100.0	192 100.0	234 100.0	42 100.0	47 100.0	36 100.0	109 100.0	110 100.0	223 100.0
YES	387 77.4	190 79.5	196 75.8	106 79.2	134 73.5	146 79.9	206 77.5	63 86.0 I	143 74.2	181 77.2	32 75.2	40 84.4	27 74.5	82 75.8	81 73.3	171 76.9
NO	46 9.3	27 11.3	18 6.9	11 8.4	19 10.4	16 8.9	21 8.0	5 6.2	17 8.7	25 10.7	4 9.6	4 9.1	3 7.6	14 12.9	16 15.0	23 10.3
NOT SURE	67 13.3	22 9.2	45 17.3 B	17 12.4	29 16.1	21 11.3	38 14.5	6 7.7	33 17.0 H	28 12.1	6 15.2	3 6.5	7 17.8	12 11.3	13 11.7	29 12.9

T-TEST A-Z=.95 COLUMNS TESTED= BCA DEFA GHIJKLMNA OPA  
 Z-TEST A-Z=.95 COLUMNS TESTED= BCA DEFA GHIJKLMNA OPA

3E. REGARDLESS OF WHERE FUNDING COMES FROM (I.E., CURRENT OR NEW BUDGETS), WOULD YOU SUPPORT THE HEALTH AUTHORITIES IMPROVING THEIR SUBSTANCE USE SERVICES TO BETTER PREVENT OVERDOSE RELATED DEATH THROUGH ANY OF THE FOLLOWING?  
C. DRUG COUNSELLING AND ACCESS TO PSYCHOSOCIAL CARE

							REGION								PERSONAL/ IMM. FAMILY ILLICIT DRUG ADDICTION -----O-----	ANY EXP. W/ ILLICIT DRUG ADDICTION -----P-----
	GENDER			AGE												
	TOTAL --A--	MALE --B--	FEMALE --C--	18-34 --D--	35-54 --E--	55+ --F--	TOTAL MV --G--	COV --H--	OTHER MV --I--	OTHER BC --J--	CRD --K--	ISLAND /COAST --L--	NORTH --M--	SOUTH INT. --N--		
TOTAL INTERVIEWS (ACTUAL)	500	241	256	71	234	195	270	81	189	230	40	42	40	108	103	220
TOTAL INTERVIEWS (WEIGHTED)	500 100.0	240 100.0	258 100.0	134 100.0	183 100.0	183 100.0	266 100.0	73 100.0	192 100.0	234 100.0	42 100.0	47 100.0	36 100.0	109 100.0	110 100.0	223 100.0
YES	462 92.5	218 91.0	243 94.1	128 95.7	170 92.9	165 89.8	249 93.7	70 96.0	178 92.8	214 91.2	37 88.7	46 97.6	34 92.1	97 89.0	103 93.9	213 95.4
NO	16 3.1	10 4.1	5 1.9	2 1.3	6 3.4	8 4.2	6 2.1	0 0.6	5 2.6	10 4.3	1 2.1	1 2.4	1 3.9	7 6.1 GH	3 2.3	4 1.9
NOT SURE	22 4.4	12 4.8	10 4.0	4 3.0	7 3.8	11 6.1	11 4.3	2 3.4	9 4.6	11 4.5	4 9.2	-	1 4.1	5 4.9	4 3.8	6 2.7

T-TEST A-Z=.95 COLUMNS TESTED= BCA DEFA GHIJKLMNA OPA  
Z-TEST A-Z=.95 COLUMNS TESTED= BCA DEFA GHIJKLMNA OPA

3E. REGARDLESS OF WHERE FUNDING COMES FROM (I.E., CURRENT OR NEW BUDGETS), WOULD YOU SUPPORT THE HEALTH AUTHORITIES IMPROVING THEIR SUBSTANCE USE SERVICES TO BETTER PREVENT OVERDOSE RELATED DEATH THROUGH ANY OF THE FOLLOWING?  
 D. OVERDOSE RESPONSE TRAINING WITH PEERS, FAMILIES, STAFF

	TOTAL --A--	GENDER		AGE			REGION								PERSONAL/ IMM. FAMILY ILLICIT DRUG ADDICTION -----O-----	ANY EXP. W/ ILLICIT DRUG ADDICTION ----P-----
		MALE --B--	FEMALE --C--	18-34 --D--	35-54 --E--	55+ --F--	TOTAL MV --G--	COV --H--	OTHER MV --I--	OTHER BC --J--	CRD --K--	ISLAND /COAST --L--	NORTH --M--	SOUTH INT. --N--		
TOTAL INTERVIEWS (ACTUAL)	500	241	256	71	234	195	270	81	189	230	40	42	40	108	103	220
TOTAL INTERVIEWS (WEIGHTED)	500 100.0	240 100.0	258 100.0	134 100.0	183 100.0	183 100.0	266 100.0	73 100.0	192 100.0	234 100.0	42 100.0	47 100.0	36 100.0	109 100.0	110 100.0	223 100.0
YES	423 84.7	199 83.1	223 86.3	117 87.0	146 80.0	161 87.6 E	227 85.3	63 86.0	163 85.0	197 84.0	35 83.5	41 86.2	31 84.5	90 83.0	91 82.3	189 84.8
NO	34 6.8 C	27 11.2 CA	6 2.4	9 6.4	17 9.2	8 4.6	15 5.5	2 2.3	13 6.7	19 8.3	2 5.3	2 4.6	4 10.8 H	11 10.2 H	12 11.2	19 8.4
NOT SURE	43 8.5	14 5.7	29 11.3 B	9 6.6	20 10.7	14 7.8	24 9.2	9 11.7	16 8.2	18 7.8	5 11.2	4 9.2	2 4.7	7 6.8	7 6.5	15 6.8

T-TEST A-Z=.95 COLUMNS TESTED= BCA DEFA GHIJKLMNA OPA  
 Z-TEST A-Z=.95 COLUMNS TESTED= BCA DEFA GHIJKLMNA OPA

3F. HOW WOULD YOU PRIORITIZE THESE FOUR CHOICES?  
TOP PRIORITY

	TOTAL --A--	GENDER		AGE			REGION								PERSONAL/ IMM. FAMILY ILLICIT DRUG ADDICTION -----O-----	ANY EXP. W/ ILLICIT DRUG ADDICTION -----P-----
		MALE --B--	FEMALE --C--	18-34 --D--	35-54 --E--	55+ --F--	TOTAL MV --G--	COV --H--	OTHER MV --I--	OTHER BC --J--	CRD --K--	ISLAND /COAST --L--	NORTH --M--	SOUTH INT. --N--		
TOTAL INTERVIEWS (ACTUAL)	500	241	256	71	234	195	270	81	189	230	40	42	40	108	103	220
TOTAL INTERVIEWS (WEIGHTED)	500 100.0	240 100.0	258 100.0	134 100.0	183 100.0	183 100.0	266 100.0	73 100.0	192 100.0	234 100.0	42 100.0	47 100.0	36 100.0	109 100.0	110 100.0	223 100.0
DRUG COUNSELLING AND ACCESS TO PSYCHOSOCIAL CARE	227 45.4 M	97 40.5	128 49.8 B	66 48.9	86 47.4	75 40.9	131 49.2 LM	36 49.2 M	95 49.2 LM	96 41.2	18 41.8	15 31.3	11 28.9	54 49.3 LM	47 42.8	98 43.9
BETTER ACCESSIBLE SUBSTITUTION TREATMENT OF OPIATE DEPENDENT PATIENTS	101 20.2	45 18.6	56 21.6	26 19.4	38 20.9	37 20.2	56 21.3	14 18.8	43 22.2	45 19.0	8 18.4	11 22.3	7 19.7	19 17.7	27 24.6	40 17.9
OVERDOSE RESPONSE TRAINING WITH PEERS, FAMILIES, STAFF	95 19.1	53 22.1	42 16.4	18 13.1	34 18.7	44 23.8	47 17.8	11 15.4	36 18.7	48 20.6	5 11.0	10 21.2	14 37.2	20 GHIJK18.4	22 20.0	46 20.4
MORE SAFE INJECTION FACILITIES	76 15.3	45 18.7 C	31 12.2	25 18.6	24 13.0	28 15.1	31 11.8	12 16.6	19 9.9	45 19.2 GI	12 28.8 GINA	12 25.2 GI	5 14.2	16 14.7	14 12.6	40 17.8

T-TEST A-Z=.95 COLUMNS TESTED= BCA DEFA GHIJKLMNA OPA  
Z-TEST A-Z=.95 COLUMNS TESTED= BCA DEFA GHIJKLMNA OPA

3F. HOW WOULD YOU PRIORITIZE THESE FOUR CHOICES?  
TOP 2 PRIORITIES

	GENDER			AGE			REGION								PERSONAL/ IMM. FAMILY ILLICIT DRUG ADDICTION -----O-----	ANY EXP. W/ ILLICIT DRUG ADDICTION -----P-----
	TOTAL --A--	MALE --B--	FEMALE --C--	18-34 --D--	35-54 --E--	55+ --F--	TOTAL MV --G--	COV --H--	OTHER MV --I--	OTHER BC --J--	CRD --K--	ISLAND /COAST --L--	NORTH --M--	SOUTH INT. --N--		
TOTAL INTERVIEWS (ACTUAL)	500	241	256	71	234	195	270	81	189	230	40	42	40	108	103	220
TOTAL INTERVIEWS (WEIGHTED)	500 100.0	240 100.0	258 100.0	134 100.0	183 100.0	183 100.0	266 100.0	73 100.0	192 100.0	234 100.0	42 100.0	47 100.0	36 100.0	109 100.0	110 100.0	223 100.0
DRUG COUNSELLING AND ACCESS TO PSYCHOSOCIAL CARE	369 73.8 F	174 72.7	192 74.6	109 81.5 F	143 78.5 F	117 63.6	207 78.0 JL	57 77.9	150 78.1 JL	162 69.1	28 65.4	30 63.4	25 69.6	79 72.8	87 79.0	165 74.1
BETTER ACCESSIBLE SUBSTITUTION TREATMENT OF OPIATE DEPENDENT PATIENTS	248 49.6	121 50.5	125 48.6	58 43.6	93 51.1	96 52.4	135 50.9	35 47.2	100 52.3	113 48.1	23 55.3	23 49.1	16 43.5	50 46.4	54 49.4	101 45.1
OVERDOSE RESPONSE TRAINING WITH PEERS, FAMILIES, STAFF	235 46.9	113 47.3	120 46.7	57 42.4	83 45.5	95 51.7	118 44.4	32 43.5	86 44.8	117 49.8	17 39.7	23 48.6	23 62.0 GIK	54 50.0	54 48.8	112 50.3
MORE SAFE INJECTION FACILITIES	148 29.7	71 29.5	78 30.1	44 32.5	45 24.9	59 32.3	71 26.7	23 31.4	48 24.8	77 33.0	17 39.5	18 38.8	9 24.9	33 30.7	25 22.9	68 30.5

T-TEST A-Z=.95 COLUMNS TESTED= BCA DEFA GHIJKLMNA OPA  
Z-TEST A-Z=.95 COLUMNS TESTED= BCA DEFA GHIJKLMNA OPA

## 3F. HOW WOULD YOU PRIORITIZE THESE FOUR CHOICES?

	GENDER			AGE			REGION								PERSONAL/ IMM. FAMILY ILLICIT DRUG ADDICTION -----O-----	ANY EXP. W/ ILLICIT DRUG ADDICTION -----P-----
	TOTAL --A--	MALE --B--	FEMALE --C--	18-34 --D--	35-54 --E--	55+ --F--	TOTAL MV --G--	COV --H--	OTHER MV --I--	OTHER BC --J--	CRD --K--	ISLAND /COAST --L--	NORTH INT. --M--	SOUTH INT. --N--		
TOTAL INTERVIEWS (ACTUAL)	500	241	256	71	234	195	270	81	189	230	40	42	40	108	103	220
TOTAL INTERVIEWS (WEIGHTED)	500 100.0	240 100.0	258 100.0	134 100.0	183 100.0	183 100.0	266 100.0	73 100.0	192 100.0	234 100.0	42 100.0	47 100.0	36 100.0	109 100.0	110 100.0	223 100.0
DRUG COUNSELLING AND ACCESS TO PSYCHOSOCIAL CARE	1.89	1.96	1.83	1.71	1.82	2.09	1.81	1.79	1.83	1.97	2.01	2.10	2.09	1.87	1.84	1.90
BETTER ACCESSIBLE SUBSTITUTION TREATMENT OF OPIATE DEPENDENT PATIENTS	2.51	2.49	2.53	2.64	2.47	2.45	2.44	2.45	2.44	2.59	2.46	2.61	2.61	2.62	2.46	2.63
OVERDOSE RESPONSE TRAINING WITH PEERS, FAMILIES, STAFF	2.55	2.53	2.58	2.71	2.56	2.43	2.60	2.73	2.55	2.51	2.81	2.55	2.21	2.48	2.55	2.50
MORE SAFE INJECTION FACILITIES	3.04	3.01	3.07	2.93	3.15	3.02	3.15	3.04	3.19	2.93	2.72	2.74	3.09	3.04	3.15	2.98

T-TEST A-Z=.95 COLUMNS TESTED= BCA DEFA GHIJKLMNA OPA

Z-TEST A-Z=.95 COLUMNS TESTED= BCA DEFA GHIJKLMNA OPA

3G. WOULD YOU SUPPORT OTHER MEASURES TO BETTER PREVENT OVERDOSE RELATED DEATH, SUCH AS THE LEGALIZATION OF SOME OTHER DRUGS, IN ADDITION TO MARIJUANA?

	GENDER			AGE			REGION								PERSONAL/ IMM. FAMILY ILLICIT DRUG ADDICTION -----O-----	ANY EXP. W/ ILLICIT DRUG ADDICTION -----P-----
	TOTAL --A--	MALE --B--	FEMALE --C--	18-34 --D--	35-54 --E--	55+ --F--	TOTAL MV --G--	COV --H--	OTHER MV --I--	OTHER BC --J--	CRD --K--	ISLAND /COAST --L---	NORTH INT. --M--	SOUTH INT. --N--		
TOTAL INTERVIEWS (ACTUAL)	500	241	256	71	234	195	270	81	189	230	40	42	40	108	103	220
TOTAL INTERVIEWS (WEIGHTED)	500 100.0	240 100.0	258 100.0	134 100.0	183 100.0	183 100.0	266 100.0	73 100.0	192 100.0	234 100.0	42 100.0	47 100.0	36 100.0	109 100.0	110 100.0	223 100.0
I COULD BE PERSUADED TO CONSIDER THIS, IF I UNDERSTOOD THE RISKS AND BENEFITS BETTER, AND BELIEVED THAT APPROPRIATE CHECKS AND BALANCES COULD BE CREATED	185 36.9	85 35.4	99 38.4	45 33.4	67 36.6	73 39.8	96 36.2	28 37.8	68 35.6	89 37.8	24 56.4	22 47.2	12 33.4	30 28.0	32 29.1	72 32.5
I AM COMPLETELY IN FAVOUR OF THIS APPROACH	128 25.7 F	76 31.6 C	52 20.1	55 40.7	42 23.0	32 17.3	67 25.1	23 31.3	44 22.7	62 26.4	11 26.0	14 29.3	12 33.2	25 22.9	45 41.2 A	81 36.3 A
I AM NOT AT ALL WILLING TO CONSIDER THIS	102 20.5	50 20.8	52 20.0	15 10.9	44 24.3 D	43 23.6 D	51 19.1	13 17.7	38 19.7	52 22.0	5 10.9	8 16.1	10 26.6	30 27.3 K	19 17.3	44 19.6
I AM NOT WILLING TO CONSIDER THIS RIGHT NOW, BUT WOULD LIKE TO LEARN MORE ABOUT THE RISKS AND BENEFITS OF SUCH AN APPROACH	85 16.9	29 12.2	55 21.5 B	20 14.9	29 16.0	35 19.3	52 19.6 K	10 13.2	42 22.1	32 13.8	3 6.7	3 7.4	3 6.9	24 21.8 KLM	14 12.4	26 11.6

T-TEST A-Z=.95 COLUMNS TESTED= BCA DEFA GHIJKLMNA OPA

Z-TEST A-Z=.95 COLUMNS TESTED= BCA DEFA GHIJKLMNA OPA

4A1. THE CANADIAN FEDERAL GOVERNMENT HAS BEEN EXPLICIT ABOUT ITS INTENTIONS TO LEGALIZE MARIJUANA. HOW CONCERNED ARE YOU WITH THIS DECISION, IF AT ALL?

	GENDER			AGE			REGION								PERSONAL/ IMM. FAMILY ILLICIT DRUG ADDICTION -----O-----	ANY EXP. W/ ILLICIT DRUG ADDICTION -----P-----
	TOTAL --A--	MALE --B--	FEMALE --C--	18-34 --D--	35-54 --E--	55+ --F--	TOTAL MV --G--	COV --H--	OTHER MV --I--	OTHER BC --J--	CRD --K--	ISLAND /COAST --L---	NORTH INT. --M--	SOUTH INT. --N--		
TOTAL INTERVIEWS (ACTUAL)	500	241	256	71	234	195	270	81	189	230	40	42	40	108	103	220
TOTAL INTERVIEWS (WEIGHTED)	500 100.0	240 100.0	258 100.0	134 100.0	183 100.0	183 100.0	266 100.0	73 100.0	192 100.0	234 100.0	42 100.0	47 100.0	36 100.0	109 100.0	110 100.0	223 100.0
EXTREMELY CONCERNED	39 7.9	17 7.1	22 8.4	6 4.2	18 9.9	16 8.6	16 6.0	6 8.2	10 5.2	23 9.9	1 1.7	4 9.1	5 13.5 K	13 12.3 GI	10 9.5	19 8.7
VERY CONCERNED	55 10.9	22 9.2	33 12.6	10 7.7	20 11.1	24 13.1	35 13.2	9 12.8	26 13.4	20 8.3	3 6.4	3 6.9	2 4.7	12 10.9	13 11.8	22 9.7
MODERATELY CONCERNED	67 13.4	32 13.5	34 13.3	15 11.0	26 14.2	26 14.2	41 15.4	8 11.1	33 17.0	26 11.1	4 8.7	5 10.8	7 19.8	10 9.1	15 13.6	28 12.3
SLIGHTLY CONCERNED	95 19.0	38 15.8	57 22.1	18 13.4	37 20.1	40 22.0	54 20.3	14 18.7	40 20.9	41 17.5	10 24.3	7 15.7	5 12.5	19 17.4	14 12.7	31 13.8
NOT AT ALL CONCERNED	244 48.9	130 54.4 C	112 43.5	85 63.7	82 EF44.7	77 42.2	120 45.1	36 49.1	84 43.6	125 53.1	25 58.8	27 57.5	18 49.5	55 50.2	58 52.4	124 55.5
-----																
TOTAL CONCERNED	94 18.8	39 16.3	54 21.0	16 11.9	38 20.9	40 21.7	51 19.2	15 21.0	36 18.6	43 18.3	3 8.1	8 16.0	7 18.2	25 23.2 K	23 21.3	41 18.4
TOTAL NOT CONCERNED	339 67.9	168 70.3	169 65.7	103 77.1 F	118 64.8	118 64.1	174 65.4	50 67.9	124 64.4	166 70.7	35 83.1 GIMA	35 73.2	23 61.9	73 67.7	72 65.1	154 69.3

T-TEST A-Z=.95 COLUMNS TESTED= BCA DEFA GHIJKLMNA OPA

Z-TEST A-Z=.95 COLUMNS TESTED= BCA DEFA GHIJKLMNA OPA

## 4AII. DO YOU SUPPORT OR OPPOSE LEGALIZING (RECREATIONAL USE OF) MARIJUANA IN CANADA?

	GENDER						REGION								PERSONAL/ IMM. FAMILY ILLICIT DRUG ADDICTION -----O-----	ANY EXP. W/ ILLICIT DRUG ADDICTION -----P-----
	TOTAL --A--	MALE --B--	FEMALE --C--	18-34 --D--	35-54 --E--	55+ --F--	TOTAL MV --G--	COV --H--	OTHER MV --I--	OTHER BC --J--	CRD --K--	ISLAND /COAST --L--	NORTH INT. --M--	SOUTH INT. --N--		
TOTAL INTERVIEWS (ACTUAL)	500	241	256	71	234	195	270	81	189	230	40	42	40	108	103	220
TOTAL INTERVIEWS (WEIGHTED)	500 100.0	240 100.0	258 100.0	134 100.0	183 100.0	183 100.0	266 100.0	73 100.0	192 100.0	234 100.0	42 100.0	47 100.0	36 100.0	109 100.0	110 100.0	223 100.0
STRONGLY SUPPORT	170 34.0 F	97 40.6 C	72 27.9	72 53.4 EF	53 29.3	45 24.6	82 30.7	29 39.5 I	53 27.4	88 37.7 I	16 38.1	19 40.5	14 38.3	39 36.2	56 50.6 A	104 46.7 A
SUPPORT	199 39.7 P	89 37.0	109 42.4	38 28.4	74 40.3	87 47.5 D	111 41.6	24 32.7	87 45.0	88 37.6	19 44.3	18 38.7	12 31.9	40 36.5	33 29.7	69 30.8
OPPOSE	80 16.0	34 14.0	46 18.0	19 14.4	31 16.9	30 16.2	49 18.5	16 21.8	33 17.3	31 13.1	6 15.2	5 11.0	6 15.1	14 12.6	13 11.4	29 12.8
STRONGLY OPPOSE	51 10.3	20 8.5	30 11.7	5 3.9	25 13.5 D	22 11.8	24 9.1	4 6.1	20 10.3	27 11.6	1 2.4	5 9.8	5 14.7 K	16 14.8 K	9 8.3	22 9.6
-----																
TOTAL SUPPORT	369 73.8	186 77.5	181 70.3	110 81.7 E	127 69.7	132 72.0	192 72.4	53 72.2	139 72.5	177 75.3	35 82.4	37 79.3	26 70.1	79 72.6	88 80.3	173 77.5
TOTAL OPPOSE	131 26.2	54 22.5	77 29.7	25 18.3	55 30.3 D	51 28.0	73 27.6	20 27.8	53 27.5	58 24.7	7 17.6	10 20.7	11 29.9	30 27.4	22 19.7	50 22.5

T-TEST A-Z=.95 COLUMNS TESTED= BCA DEFA GHIJKLMNA OPA

Z-TEST A-Z=.95 COLUMNS TESTED= BCA DEFA GHIJKLMNA OPA

4B. IF RECREATIONAL USE OF MARIJUANA WAS LEGALIZED IN CANADA, WHAT PRIORITY, IF ANY, SHOULD BE GIVEN TO CREATING SPECIAL PROGRAMS, POLICIES OR LAWS TO PREVENT YOUTH (AGE 12 TO 21) FROM USING LEGAL MARIJUANA RECREATIONALLY?

	GENDER						REGION								PERSONAL/ IMM. FAMILY ILLICIT DRUG ADDICTION -----O-----	ANY EXP. W/ ILLICIT DRUG ADDICTION -----P-----
	TOTAL --A--	MALE --B--	FEMALE --C--	18-34 --D--	35-54 --E--	55+ --F--	TOTAL MV --G--	COV --H--	OTHER MV --I--	OTHER BC --J--	CRD --K--	ISLAND /COAST --L--	NORTH --M--	SOUTH INT. --N--		
TOTAL INTERVIEWS (ACTUAL)	500	241	256	71	234	195	270	81	189	230	40	42	40	108	103	220
TOTAL INTERVIEWS (WEIGHTED)	500 100.0	240 100.0	258 100.0	134 100.0	183 100.0	183 100.0	266 100.0	73 100.0	192 100.0	234 100.0	42 100.0	47 100.0	36 100.0	109 100.0	110 100.0	223 100.0
HIGH PRIORITY	262 52.3 B	107 44.5	155 60.1 BA	65 48.5	102 55.7	95 51.7	144 54.0	38 51.5	106 55.0	118 50.4	16 38.5	21 45.4	25 68.2 JKL	55 51.1	48 44.1	109 48.8
MEDIUM PRIORITY	161 32.1	85 35.3	74 28.8	40 30.1	53 29.0	67 36.7	83 31.2	21 28.4	62 32.3	78 33.2	18 43.4 M	19 41.2 M	7 18.3	33 30.7	40 36.0	73 32.6
LOW PRIORITY	57 11.5	35 14.7 C	22 8.6	25 18.5 F	20 11.0	12 6.8	29 10.8	13 17.4 IM	16 8.3	29 12.3 M	8 18.1 M	5 10.9	1 1.7	15 14.1 M	17 15.4	32 14.5
NOT A PRIORITY	20 4.1	13 5.5	6 2.5	4 2.8	8 4.2	9 4.8	11 4.0	2 2.6	9 4.5	10 4.2	-	1 2.4	4 11.8 GHJA	4 4.0	5 4.6	9 4.1
-----																
TOTAL MEDIUM/HIGH	422 84.4	191 79.8	229 88.9 B	106 78.6	155 84.7	162 88.4 D	226 85.2	59 80.0	168 87.3	196 83.5	34 81.9	41 86.7	32 86.5	89 81.8	88 80.0	181 81.4
TOTAL LOW/NOT A PRIORITY	78 15.6	48 20.2 C	29 11.1	29 21.4 F	28 15.3	21 11.6	39 14.8	15 20.0	24 12.7	39 16.5	8 18.1	6 13.3	5 13.5	20 18.2	22 20.0	42 18.6

T-TEST A-Z=.95 COLUMNS TESTED= BCA DEFA GHIJKLMNA OPA  
Z-TEST A-Z=.95 COLUMNS TESTED= BCA DEFA GHIJKLMNA OPA

4C. DO YOU THINK THAT COMPREHENSIVE HEALTH EDUCATION ADDRESSING MARIJUANA AND OTHER DRUG USE SHOULD BE PROVIDED TO YOUTH IN SCHOOL SETTINGS?

	GENDER			AGE			REGION								PERSONAL/ IMM. FAMILY ILLICIT DRUG ADDICTION -----O-----	ANY EXP. W/ ILLICIT DRUG ADDICTION -----P-----
	TOTAL --A--	MALE --B--	FEMALE --C--	18-34 --D--	35-54 --E--	55+ --F--	TOTAL MV --G--	COV --H--	OTHER MV --I--	OTHER BC --J--	CRD --K--	ISLAND /COAST --L---	NORTH INT. --M--	SOUTH INT. --N--		
TOTAL INTERVIEWS (ACTUAL)	500	241	256	71	234	195	270	81	189	230	40	42	40	108	103	220
TOTAL INTERVIEWS (WEIGHTED)	500 100.0	240 100.0	258 100.0	134 100.0	183 100.0	183 100.0	266 100.0	73 100.0	192 100.0	234 100.0	42 100.0	47 100.0	36 100.0	109 100.0	110 100.0	223 100.0
STRONGLY AGREE	288 57.7	125 52.0	163 63.2 B	84 62.8	107 58.8	97 52.7	162 61.0	47 63.9 L	115 59.8	126 53.9	20 47.7	21 45.1	22 60.9	63 57.8	60 54.8	129 57.8
AGREE	195 39.0	105 44.0 C	88 34.0	48 35.5	64 35.2	83 45.2 E	99 37.4	26 35.1	74 38.2	96 40.8	20 48.5	22 46.4	13 35.8	40 37.0	46 41.5	83 37.2
DISAGREE	14 2.7	7 3.1	6 2.5	2 1.6	8 4.2	4 2.1	4 1.7	1 1.0	4 1.9	9 3.9	2 3.9	2 4.7	1 1.7	5 4.4	4 3.7	8 3.8
STRONGLY DISAGREE	3 0.6	2 1.0	1 0.4	-	3 1.8	-	-	-	-	3 1.4	-	2 3.8 A	1 1.6	1 0.8	-	3 1.2
-----																
TOTAL AGREE	483 96.6	230 96.0	251 97.2	132 98.4	172 94.0	179 97.9 E	261 98.3 JL	73 99.0 L	189 98.1 L	222 94.7	40 96.1	43 91.5	35 96.7	103 94.8	106 96.3	212 95.0
TOTAL DISAGREE	17 3.4	10 4.0	7 2.8	2 1.6	11 6.0 F	4 2.1	4 1.7	1 1.0	4 1.9	12 5.3 G	2 3.9	4 8.5 GHI	1 3.3	6 5.2	4 3.7	11 5.0

T-TEST A-Z=.95 COLUMNS TESTED= BCA DEFA GHIJKLMNA OPA

Z-TEST A-Z=.95 COLUMNS TESTED= BCA DEFA GHIJKLMNA OPA

4D. DO YOU THINK SCHOOLS SHOULD PROVIDE PROGRAMMING (E.G. DRUG AND ALCOHOL COUNSELLING) TO SUPPORT STUDENTS WHO ARE HAVING PROBLEMS WITH SUBSTANCE USE?

	GENDER			AGE			REGION								PERSONAL/ IMM. FAMILY ILLICIT DRUG ADDICTION -----O-----	ANY EXP. W/ ILLICIT DRUG ADDICTION -----P-----
	TOTAL --A--	MALE --B--	FEMALE --C--	18-34 --D--	35-54 --E--	55+ --F--	TOTAL MV --G--	COV --H--	OTHER MV --I--	OTHER BC --J--	CRD --K--	ISLAND /COAST --L--	NORTH INT. --M--	SOUTH INT. --N--		
TOTAL INTERVIEWS (ACTUAL)	500	241	256	71	234	195	270	81	189	230	40	42	40	108	103	220
TOTAL INTERVIEWS (WEIGHTED)	500 100.0	240 100.0	258 100.0	134 100.0	183 100.0	183 100.0	266 100.0	73 100.0	192 100.0	234 100.0	42 100.0	47 100.0	36 100.0	109 100.0	110 100.0	223 100.0
STRONGLY AGREE	284 56.7 FN	123 51.1	159 61.8 B	87 64.5 F	110 60.0 F	88 47.7	167 63.0 JN	45 61.5 N	122 63.6 JN	116 49.6	22 52.5	23 49.6	21 56.2	50 46.2	69 62.8	136 61.0
AGREE	184 36.8	98 40.8	85 33.1	48 35.5	60 32.7	77 41.8	88 33.1	26 35.0	62 32.4	96 40.9	16 38.8	15 32.6	14 39.3	50 46.0 GI	35 31.6	74 33.3
DISAGREE	20 4.0	12 5.0	8 3.1	- 4.5	8 4.5	12 6.4	6 2.3	1 1.8	5 2.6	14 5.9 G	3 6.3	5 11.3 GHIA	- 5.3	6 5.3	2 2.1	6 2.6
STRONGLY DISAGREE	12 2.5	7 3.1	5 1.9	- 2.8	5 2.8	7 4.0	4 1.5	1 1.7	3 1.4	8 3.6	1 2.4	3 6.6 GI	2 4.5	3 2.5	4 3.5	7 3.1
-----																
TOTAL AGREE	468 93.5 L	220 91.9	245 94.9	134 100.0	169 92.7	164 89.5	255 96.1 JL	71 96.6 L	185 96.0 JL	212 90.5	38 91.3	39 82.2	35 95.5	100 92.2	104 94.4	210 94.3
TOTAL DISAGREE	32 6.5	19 8.1	13 5.1	- 7.3	13 7.3	19 10.5	10 3.9	3 3.4	8 4.0	22 9.5 GI	4 8.7	8 17.8 GHIA	2 4.5	8 7.8	6 5.6	13 5.7

T-TEST A-Z=.95 COLUMNS TESTED= BCA DEFA GHIJKLMNA OPA

Z-TEST A-Z=.95 COLUMNS TESTED= BCA DEFA GHIJKLMNA OPA

- 4E. PLEASE INDICATE WHETHER YOU AGREE WITH ANY OF THE FOLLOWING REASONS FOR CREATING NEW PROGRAMS OR POLICIES AIMED AT PREVENTING YOUTH (AGE 12 TO 21) FROM USING LEGAL MARIJUANA.  
 A. AS WITH ALCOHOL, YOUTH WILL NEED TO RECEIVE HEALTH INFORMATION RELATED TO MARIJUANA USE BEFORE THEY REACH THE LEGAL AGE FOR USING THAT SUBSTANCE.  
 BASE: MEDIUM/HIGH PRIORITY

	GENDER			AGE			REGION								PERSONAL/ IMM. FAMILY ILLICIT DRUG ADDICTION -----O-----	ANY EXP. W/ ILLICIT DRUG ADDICTION -----P-----
	TOTAL --A--	MALE --B--	FEMALE --C--	18-34 --D--	35-54 --E--	55+ --F--	TOTAL MV --G--	COV --H--	OTHER MV --I--	OTHER BC --J--	CRD --K--	ISLAND /COAST --L--	NORTH --M--	SOUTH INT. --N--		
TOTAL INTERVIEWS (ACTUAL)	426	194	230	56	198	172	233	66	167	193	33	36	35	89	83	180
TOTAL INTERVIEWS (WEIGHTED)	422 100.0	191 100.0	229 100.0	106 100.0	155 100.0	162 100.0	226 100.0	59 100.0	168 100.0	196 100.0	34 100.0	41 100.0	32 100.0	89 100.0	88 100.0	181 100.0
AGREE	412 97.5	188 98.2	222 97.0	104 98.3	150 97.3	158 97.3	220 97.1	57 96.5	163 97.2	192 98.1	34 100.0	40 97.5	32 100.0	86 97.0	83 94.0	174 95.8
DISAGREE	3 0.7	1 0.5	2 0.8	-	1 0.6	2 1.2	3 1.3	-	3 1.7	-	-	-	-	-	3 3.2 A	3 1.6
DON'T KNOW	7 1.8	2 1.3	5 2.2	2 1.7	3 2.1	2 1.5	4 1.7	2 3.5	2 1.0	4 1.9	-	1 2.5	-	3 3.0	2 2.8	5 2.6

T-TEST A-Z=.95 COLUMNS TESTED= BCA DEFA GHIJKLMNA OPA

Z-TEST A-Z=.95 COLUMNS TESTED= BCA DEFA GHIJKLMNA OPA

- 4E. PLEASE INDICATE WHETHER YOU AGREE WITH ANY OF THE FOLLOWING REASONS FOR CREATING NEW PROGRAMS OR POLICIES AIMED AT PREVENTING YOUTH (AGE 12 TO 21) FROM USING LEGAL MARIJUANA.  
 B. AS WITH TOBACCO, I AM CONCERNED ABOUT THE RESPIRATORY AND RELATED HARMS WHICH COULD RESULT IF YOUTH CHOOSE TO SMOKE MARIJUANA AS OPPOSED TO INGESTING IT THROUGH OTHER MEANS.  
 BASE: MEDIUM/HIGH PRIORITY

	GENDER			AGE			REGION								PERSONAL/ IMM. FAMILY ILLICIT DRUG ADDICTION -----O-----	ANY EXP. W/ ILLICIT DRUG ADDICTION -----P-----
	TOTAL --A--	MALE --B--	FEMALE --C--	18-34 --D--	35-54 --E--	55+ --F--	TOTAL MV --G--	COV --H--	OTHER MV --I--	OTHER BC --J--	CRD --K--	ISLAND /COAST --L--	NORTH --M--	SOUTH INT. --N--		
TOTAL INTERVIEWS (ACTUAL)	426	194	230	56	198	172	233	66	167	193	33	36	35	89	83	180
TOTAL INTERVIEWS (WEIGHTED)	422	191	229	106	155	162	226	59	168	196	34	41	32	89	88	181
	100.0	100.0	100.0	100.0	100.0	100.0	100.0	100.0	100.0	100.0	100.0	100.0	100.0	100.0	100.0	100.0
AGREE	329	140	188	71	125	133	178	50	128	151	25	34	25	67	61	140
	77.8	73.0	82.1 B	67.2	80.6 D	82.1 D	78.6	85.6	76.1	77.0	72.6	82.0	80.4	75.2	69.4	77.0
DISAGREE	43	27	16	18	15	9	20	1	19	22	4	4	4	11	12	19
	10.1 H	13.9 C	7.0	16.9 F	9.9	5.8	9.0	2.0	11.5 H	11.3 H	11.0	9.6	12.1 H	12.0 H	13.2	10.6
DON'T KNOW	51	25	25	17	15	20	28	7	21	23	6	3	2	11	15	22
	12.1	13.1	11.0	15.9	9.5	12.1	12.4	12.4	12.4	11.7	16.3	8.4	7.6	12.8	17.4	12.4

T-TEST A-Z=.95 COLUMNS TESTED= BCA DEFA GHIJKLMNA OPA

Z-TEST A-Z=.95 COLUMNS TESTED= BCA DEFA GHIJKLMNA OPA

- 4E. PLEASE INDICATE WHETHER YOU AGREE WITH ANY OF THE FOLLOWING REASONS FOR CREATING NEW PROGRAMS OR POLICIES AIMED AT PREVENTING YOUTH (AGE 12 TO 21) FROM USING LEGAL MARIJUANA.  
 C. I AM CONCERNED ABOUT THE POTENTIAL IMPACTS OF MARIJUANA ON ONGOING BRAIN DEVELOPMENT, WHICH EXPERTS ADVISE REMAINS ONGOING UNTIL APPROXIMATELY AGE 25.  
 BASE: MEDIUM/HIGH PRIORITY

	GENDER						REGION								PERSONAL/ IMM. FAMILY ILLICIT DRUG ADDICTION -----O-----	ANY EXP. W/ ILLICIT DRUG ADDICTION -----P-----
	TOTAL --A--	MALE --B--	FEMALE --C--	18-34 --D--	35-54 --E--	55+ --F--	TOTAL MV --G--	COV --H--	OTHER MV --I--	OTHER BC --J--	CRD --K--	ISLAND /COAST --L--	NORTH INT. --M--	SOUTH INT. --N--		
TOTAL INTERVIEWS (ACTUAL)	426	194	230	56	198	172	233	66	167	193	33	36	35	89	83	180
TOTAL INTERVIEWS (WEIGHTED)	422 100.0	191 100.0	229 100.0	106 100.0	155 100.0	162 100.0	226 100.0	59 100.0	168 100.0	196 100.0	34 100.0	41 100.0	32 100.0	89 100.0	88 100.0	181 100.0
AGREE	339 80.2	140 73.3	199 86.6	83 79.0	128 83.1	127 78.3	185 81.8	50 85.5	135 80.5	154 78.4	28 80.2	32 79.2	27 86.7	66 74.4	70 78.9	142 78.2
DISAGREE	25 5.8	16 8.6	7 3.2	7 6.2	10 6.7	8 4.8	12 5.3	-	12 7.1	13 6.5	2 5.8	2 4.9	1 4.1	7 8.4	3 2.9	10 5.6
DON'T KNOW	59 13.9	35 18.2	23 10.1	16 14.8	16 10.2	27 16.9	29 12.9	9 14.5	21 12.4	30 15.1	5 14.1	7 15.9	3 9.1	15 17.2	16 18.2	29 16.1

T-TEST A-Z=.95 COLUMNS TESTED= BCA DEFA GHIJKLMNA OPA

Z-TEST A-Z=.95 COLUMNS TESTED= BCA DEFA GHIJKLMNA OPA

- 4E. PLEASE INDICATE WHETHER YOU AGREE WITH ANY OF THE FOLLOWING REASONS FOR CREATING NEW PROGRAMS OR POLICIES AIMED AT PREVENTING YOUTH (AGE 12 TO 21) FROM USING LEGAL MARIJUANA.  
 D. I AM CONCERNED THAT WE STILL DON'T UNDERSTAND ENOUGH ABOUT THE POTENTIAL HARMS AND BENEFITS OF MARIJUANA DUE TO A LACK OF RESEARCH. UNTIL THAT RESEARCH EXISTS, SOCIETY SHOULD DISCOURAGE YOUTH FROM CONSUMING IT.  
 BASE: MEDIUM/HIGH PRIORITY

	GENDER			AGE			REGION								PERSONAL/ IMM. FAMILY ILLICIT DRUG ADDICTION -----O-----	ANY EXP. W/ ILLICIT DRUG ADDICTION -----P-----
	TOTAL --A--	MALE --B--	FEMALE --C--	18-34 --D--	35-54 --E--	55+ --F--	TOTAL MV --G--	COV --H--	OTHER MV --I--	OTHER BC --J--	CRD --K--	ISLAND /COAST --L--	NORTH --M--	SOUTH INT. --N--		
TOTAL INTERVIEWS (ACTUAL)	426	194	230	56	198	172	233	66	167	193	33	36	35	89	83	180
TOTAL INTERVIEWS (WEIGHTED)	422	191	229	106	155	162	226	59	168	196	34	41	32	89	88	181
	100.0	100.0	100.0	100.0	100.0	100.0	100.0	100.0	100.0	100.0	100.0	100.0	100.0	100.0	100.0	100.0
AGREE	285	124	161	71	105	109	157	41	117	127	22	24	25	57	49	118
	67.5	64.8	70.2	67.5	67.6	67.3	69.5	69.6	69.5	65.1	63.4	57.4	78.8	64.4	55.5	65.0
DISAGREE	86	41	44	25	31	30	47	12	35	40	9	13	3	15	21	41
	20.5	21.6	19.3	23.9	20.3	18.4	20.6	20.7	20.6	20.2	25.0	31.9	8.8	17.0	23.7	22.8
DON'T KNOW	51	26	24	9	19	23	22	6	16	29	4	4	4	16	18	22
	12.1	13.6	10.5	8.6	12.1	14.3	9.8	9.8	9.8	14.7	11.7	10.6	12.4	18.5	20.8	12.2

T-TEST A-Z=.95 COLUMNS TESTED= BCA DEFA GHIJKLMNA OPA

Z-TEST A-Z=.95 COLUMNS TESTED= BCA DEFA GHIJKLMNA OPA

- 4E. PLEASE INDICATE WHETHER YOU AGREE WITH ANY OF THE FOLLOWING REASONS FOR CREATING NEW PROGRAMS OR POLICIES AIMED AT PREVENTING YOUTH (AGE 12 TO 21) FROM USING LEGAL MARIJUANA.  
 E. OTHER JURISDICTIONS LIKE OREGON WHICH HAVE LEGALIZED MARIJUANA HAVE CREATED SPECIAL NEW PROGRAMS OR POLICIES TO PREVENT YOUTH (AGE 12 TO 21) FROM USING LEGAL MARIJUANA RECREATIONALLY, AND WE SHOULD LEARN FROM THEIR EXPERIENCE WITH THIS.  
 BASE: MEDIUM/HIGH PRIORITY

	GENDER			AGE			REGION								PERSONAL/ IMM. FAMILY ILLICIT DRUG ADDICTION -----O-----	ANY EXP. W/ ILLICIT DRUG ADDICTION -----P-----
	TOTAL --A--	MALE --B--	FEMALE --C--	18-34 --D--	35-54 --E--	55+ --F--	TOTAL MV --G--	COV --H--	OTHER MV --I--	OTHER BC --J--	CRD --K--	ISLAND /COAST --L--	NORTH --M--	SOUTH INT. --N--		
TOTAL INTERVIEWS (ACTUAL)	426	194	230	56	198	172	233	66	167	193	33	36	35	89	83	180
TOTAL INTERVIEWS (WEIGHTED)	422	191	229	106	155	162	226	59	168	196	34	41	32	89	88	181
	100.0	100.0	100.0	100.0	100.0	100.0	100.0	100.0	100.0	100.0	100.0	100.0	100.0	100.0	100.0	100.0
AGREE	397	180	215	98	143	156	209	53	156	188	34	40	32	82	83	169
	93.9	94.0	93.8	92.7	92.5	96.0	92.3	89.6	93.2	95.8	97.7	97.5	100.0 H	92.8	94.7	93.3
DISAGREE	6	5	1	2	1	4	5	1	4	2	-	-	-	2	2	4
	1.5	2.9 C	0.4	2.1	0.4	2.2	2.0	1.3	2.3	1.0				2.1	2.5	2.1
DON'T KNOW	19	6	13	5	11	3	13	5	8	6	1	1	-	5	3	8
	4.6	3.1	5.8	5.2	7.1 F	1.8	5.7	9.1	4.5	3.2	2.3	2.5		5.1	2.9	4.6

T-TEST A-Z=.95 COLUMNS TESTED= BCA DEFA GHIJKLMNA OPA

Z-TEST A-Z=.95 COLUMNS TESTED= BCA DEFA GHIJKLMNA OPA

4E. PLEASE INDICATE WHETHER YOU AGREE WITH ANY OF THE FOLLOWING REASONS FOR CREATING NEW PROGRAMS OR POLICIES AIMED AT PREVENTING YOUTH (AGE 12 TO 21) FROM USING LEGAL MARIJUANA.  
 F. ANY OTHER REASONS?  
 BASE: MEDIUM/HIGH PRIORITY

	GENDER			AGE			REGION								PERSONAL/ IMM. FAMILY ILLICIT DRUG ADDICTION -----O-----	ANY EXP. W/ ILLICIT DRUG ADDICTION -----P-----
	TOTAL --A--	MALE --B--	FEMALE --C--	18-34 --D--	35-54 --E--	55+ --F--	TOTAL MV --G--	COV --H--	OTHER MV --I--	OTHER BC --J--	CRD --K--	ISLAND /COAST --L--	NORTH --M--	SOUTH INT. --N--		
TOTAL INTERVIEWS (ACTUAL)	426	194	230	56	198	172	233	66	167	193	33	36	35	89	83	180
TOTAL INTERVIEWS (WEIGHTED)	422 100.0	191 100.0	229 100.0	106 100.0	155 100.0	162 100.0	226 100.0	59 100.0	168 100.0	196 100.0	34 100.0	41 100.0	32 100.0	89 100.0	88 100.0	181 100.0
IMPAIRMENT CONCERNS (I.E. DRIVING, ACADEMIC, WORK)	13 3.1	7 3.5	6 2.8	2 1.7	7 4.4	5 2.8	8 3.5	1 1.3	7 4.3	5 2.7	1 3.0	-	1 4.5	3 3.1	1 1.6	4 2.1
DON'T BELIEVE THAT ILLICIT DRUGS SHOULD BE LEGALIZED (OTHER THAN FOR MEDICAL TREATMENTS)	10 2.5	3 1.5	8 3.3	2 1.7	5 3.1	4 2.4	5 2.2	0 0.8	5 2.7	5 2.7	1 3.0	-	2 7.4	2 2.2	2 2.0	3 1.8
CONCERNED ABOUT ADDICTION / GATEWAY TO HARDER DRUGS	10 2.4	2 1.2	8 3.5	-	6 3.7	5 2.9	5 2.0	1 2.1	3 2.0	6 2.9	-	2 5.1	2 5.4	2 2.2	4 4.1	6 3.2
CONCERNED ABOUT THE SUPPLY CHAIN / CRIMINAL ASPECT	8 2.0	3 1.6	5 2.3	2 1.7	5 3.0	2 1.2	5 2.4	2 3.0	4 2.1	3 1.5	-	1 2.8	-	2 2.0	4 4.3	6 3.1
NEGATIVE PERSONAL EXPERIENCE WITH RECREATIONAL MARIJUANA USE/USERS	8 1.8	4 2.3	3 1.5	2 2.1	4 2.4	2 1.2	7 3.0	1 1.3	6 3.6	1 0.5	1 2.9	-	-	-	2 2.5	5 2.9
NO OTHER REASON	382 90.5	175 91.4	206 89.7	98 92.9	135 87.4	149 91.8	204 89.9	55 94.1	148 88.5	179 91.2	31 91.2	39 94.9	28 88.1	80 90.6	79 90.2	164 90.2

T-TEST A-Z=.95 COLUMNS TESTED= BCA DEFA GHIJKLMNA OPA

Z-TEST A-Z=.95 COLUMNS TESTED= BCA DEFA GHIJKLMNA OPA

4F. RETURNING TO ALL THE ANSWERS YOU SELECTED, WHICH ONE RESPONSE IS THE MOST COMPELLING REASON TO YOU FOR HAVING SPECIAL NEW PROGRAMS OR POLICIES TO PREVENT YOUTH (AGE 12 TO 21) FROM USING LEGAL MARIJUANA RECREATIONALLY?  
BASE: MEDIUM/HIGH PRIORITY

	TOTAL --A--	GENDER		AGE			REGION								PERSONAL/ IMM. FAMILY ILLICIT DRUG ADDICTION -----O-----	ANY EXP. W/ ILLICIT DRUG ADDICTION ----P-----
		MALE --B--	FEMALE --C--	18-34 --D--	35-54 --E--	55+ --F--	TOTAL MV --G--	COV --H--	OTHER MV --I--	OTHER BC --J--	CRD --K--	ISLAND /COAST --L---	NORTH --M--	SOUTH INT. --N---		
TOTAL INTERVIEWS (ACTUAL)	426	194	230	56	198	172	233	66	167	193	33	36	35	89	83	180
TOTAL INTERVIEWS (WEIGHTED)	422 100.0	191 100.0	229 100.0	106 100.0	155 100.0	162 100.0	226 100.0	59 100.0	168 100.0	196 100.0	34 100.0	41 100.0	32 100.0	89 100.0	88 100.0	181 100.0
I AM CONCERNED ABOUT THE POTENTIAL IMPACTS OF MARIJUANA ON ONGOING BRAIN DEVELOPMENT, WHICH EXPERTS ADVISE REMAINS ONGOING UNTIL APPROXIMATELY AGE 25.	143 33.8	53 27.8	89 39.0 B	34 31.8	57 36.9	52 32.0	77 34.2	15 25.2	63 37.4	65 33.3	13 37.3	11 26.6	11 33.7	31 34.6	24 27.7	62 34.0
AS WITH ALCOHOL, YOUTH WILL NEED TO RECEIVE HEALTH INFORMATION RELATED TO MARIJUANA USE BEFORE THEY REACH THE LEGAL AGE FOR USING THAT SUBSTANCE.	85 20.2	47 24.6 C	37 16.2	27 25.8	29 18.6	29 18.0	41 18.3	14 23.5	28 16.5	44 22.3	9 27.2	7 17.9	5 15.8	22 24.8	17 18.8	34 18.8
I AM CONCERNED THAT WE STILL DON'T UNDERSTAND ENOUGH ABOUT THE POTENTIAL HARMS AND BENEFITS OF MARIJUANA DUE TO A LACK OF RESEARCH. UNTIL THAT RESEARCH EXISTS, SOCIETY SHOULD DISCOURAGE YOUTH FROM CONSUMING IT.	73 17.3	32 16.8	41 17.8	15 14.0	24 15.8	34 20.8	48 21.0 J	13 22.9	34 20.4	25 13.0	6 16.7	3 8.3	5 15.0	12 13.0	16 17.8	27 14.8
OTHER JURISDICTIONS LIKE OREGON WHICH HAVE LEGALIZED MARIJUANA HAVE CREATED SPECIAL NEW PROGRAMS OR POLICIES TO PREVENT YOUTH (AGE 12 TO 21) FROM USING LEGAL MARIJUANA RECREATIONALLY, AND WE SHOULD LEARN FROM THEIR EXPERIENCE WITH THIS.	71 16.9	37 19.4	33 14.5	19 18.0	29 18.6	23 14.5	32 14.2	8 13.0	24 14.6	39 20.0	5 15.9	12 29.2 GHI	8 26.1	13 15.1	20 22.4	37 20.4
AS WITH TOBACCO, I AM CONCERNED ABOUT THE RESPIRATORY AND RELATED HARMS WHICH COULD RESULT IF YOUTH CHOOSE TO SMOKE MARIJUANA AS OPPOSED TO INGESTING IT THROUGH OTHER MEANS.	27 6.5	17 9.1	10 4.4	4 3.7	9 5.9	14 8.9	13 5.8	5 8.9	8 4.8	14 7.3	1 2.9	5 11.0	1 4.6	7 8.3	5 5.5	12 6.4

(CONTINUED)

T-TEST A-Z=.95 COLUMNS TESTED= BCA DEFA GHIJKLMNA OPA

Z-TEST A-Z=.95 COLUMNS TESTED= BCA DEFA GHIJKLMNA OPA

4F. RETURNING TO ALL THE ANSWERS YOU SELECTED, WHICH ONE RESPONSE IS THE MOST COMPELLING REASON TO YOU FOR HAVING SPECIAL NEW PROGRAMS OR POLICIES TO PREVENT YOUTH (AGE 12 TO 21) FROM USING LEGAL MARIJUANA RECREATIONALLY?  
 BASE: MEDIUM/HIGH PRIORITY

	TOTAL --A--	GENDER		AGE			REGION								PERSONAL/ IMM. FAMILY ILLCIT DRUG ADDICTION	ANY EXP. W/ ILLICIT DRUG ADDICTION
		MALE --B--	FEMALE --C--	18-34 --D--	35-54 --E--	55+ --F--	TOTAL MV --G--	COV --H--	OTHER MV --I--	OTHER BC --J--	CRD --K--	ISLAND /COAST --L--	NORTH --M--	SOUTH INT. --N--	-----O-----	----P-----
TOTAL INTERVIEWS (ACTUAL)	426	194	230	56	198	172	233	66	167	193	33	36	35	89	83	180
TOTAL INTERVIEWS (WEIGHTED)	422 100.0	191 100.0	229 100.0	106 100.0	155 100.0	162 100.0	226 100.0	59 100.0	168 100.0	196 100.0	34 100.0	41 100.0	32 100.0	89 100.0	88 100.0	181 100.0
OTHER	17 4.0	3 1.5	14 6.1 B	4 3.5	6 3.6	7 4.6	9 4.2	1 2.2	8 4.9	7 3.7	-	3 7.1	1 4.8	3 3.2	7 7.8	9 4.8
UNDECIDED	6 1.5	1 0.7	5 2.1	3 3.1	1 0.7	2 1.1	5 2.3	3 4.4 J	3 1.6	1 0.5	-	-	-	1 1.1	-	1 0.8

T-TEST A-Z=.95 COLUMNS TESTED= BCA DEFA GHIJKLMNA OPA  
 Z-TEST A-Z=.95 COLUMNS TESTED= BCA DEFA GHIJKLMNA OPA

## 5. HAVE YOU PERSONALLY EVER USED MARIJUANA?

	GENDER						REGION								PERSONAL/ IMM. FAMILY ILLICIT DRUG ADDICTION -----O-----	ANY EXP. W/ ILLICIT DRUG ADDICTION -----P-----
	TOTAL --A--	MALE --B--	FEMALE --C--	18-34 --D--	35-54 --E--	55+ --F--	TOTAL MV --G--	COV --H--	OTHER MV --I--	OTHER BC --J--	CRD --K--	ISLAND /COAST --L--	NORTH INT. --M--	SOUTH INT. --N--		
TOTAL INTERVIEWS (ACTUAL)	500	241	256	71	234	195	270	81	189	230	40	42	40	108	103	220
TOTAL INTERVIEWS (WEIGHTED)	500 100.0	240 100.0	258 100.0	134 100.0	183 100.0	183 100.0	266 100.0	73 100.0	192 100.0	234 100.0	42 100.0	47 100.0	36 100.0	109 100.0	110 100.0	223 100.0
NEVER TRIED	157 31.3	56 23.6	100 38.8	37 27.6	54 29.8	65 35.5	89 33.7	20 27.5	69 36.0	67 28.6	8 19.7	8 16.5	17 45.3	34 31.8	14 12.9	46 20.4
TRIED ONCE/RARELY USED	188 37.7	94 39.4	92 35.8	33 24.8	74 40.4	81 44.4	99 37.4	30 41.2	69 36.0	89 38.0	19 45.0	19 39.7	15 40.4	37 33.7	38 34.7	77 34.3
USE OCCASIONALLY	91 18.2	51 21.1	40 15.4	37 27.6	32 17.3	23 12.3	46 17.2	13 17.6	33 17.1	45 19.3	9 22.0	11 24.0	2 6.8	22 20.5	28 25.3	54 24.2
USE REGULARLY	34 6.7	22 9.2	12 4.5	19 13.8	11 6.1	4 2.2	12 4.6	0 0.6	12 6.2	21 9.1	3 6.6	6 13.0	3 7.4	10 9.0	22 20.3	28 12.3
RATHER NOT SAY	30 6.0	16 6.7	14 5.5	8 6.3	12 6.4	10 5.6	19 7.1	10 13.1	9 4.8	11 4.9	3 6.7	3 6.8	-	5 5.0	7 6.8	19 8.6

T-TEST A-Z=.95 COLUMNS TESTED= BCA DEFA GHIJKLMNA OPA

Z-TEST A-Z=.95 COLUMNS TESTED= BCA DEFA GHIJKLMNA OPA

## 6. WHAT IS THE HIGHEST LEVEL OF EDUCATION YOU HAVE HAD THE OPPORTUNITY TO COMPLETE?

	GENDER						REGION								PERSONAL/ IMM. FAMILY ILLICIT DRUG ADDICTION -----O-----	ANY EXP. W/ ILLICIT DRUG ADDICTION -----P-----
	TOTAL --A--	MALE --B--	FEMALE --C--	18-34 --D--	35-54 --E--	55+ --F--	TOTAL MV --G--	COV --H--	OTHER MV --I--	OTHER BC --J--	CRD --K--	ISLAND /COAST --L--	NORTH INT. --M--	SOUTH INT. --N--		
TOTAL INTERVIEWS (ACTUAL)	500	241	256	71	234	195	270	81	189	230	40	42	40	108	103	220
TOTAL INTERVIEWS (WEIGHTED)	500 100.0	240 100.0	258 100.0	134 100.0	183 100.0	183 100.0	266 100.0	73 100.0	192 100.0	234 100.0	42 100.0	47 100.0	36 100.0	109 100.0	110 100.0	223 100.0
HIGH SCHOOL OR LESS	64 12.9	32 13.4	32 12.6	22 16.5	20 10.8	22 12.3	45 16.9 JN	13 18.2 JN	32 16.4 JN	19 8.3	3 6.0	3 6.7	5 14.4	8 7.8	18 16.1	34 15.2
TECHNICAL OR VOCATIONAL SCHOOL	83 16.6 C	56 23.2 CA	27 10.3	22 16.7	27 15.0	33 18.2	41 15.3	9 11.7	32 16.6	43 18.2	6 13.2	7 13.9	7 19.9	23 21.4	23 21.3	40 18.1
UNIVERSITY DEGREE OR COLLEGE DIPLOMA	262 52.4	112 46.8	150 58.1 B	75 55.8	97 53.0	90 49.3	129 48.7	32 43.5	97 50.6	133 56.6 H	24 56.0	25 53.9	21 58.2	62 57.5	48 43.3	107 48.0
POST-GRADUATE DEGREE	81 16.2	38 15.9	42 16.3	13 9.8	37 20.2 D	31 16.8	45 17.0	16 22.5 MN	29 14.9	36 15.2	9 22.4	12 25.5 MN	3 7.4	12 10.6	18 16.3	37 16.4
PREFER NOT TO SAY	10 1.9	2 0.8	7 2.7	2 1.2	2 1.0	6 3.4	6 2.2	3 4.1	3 1.4	4 1.7	1 2.3	-	-	3 2.7	3 3.0	5 2.3

T-TEST A-Z=.95 COLUMNS TESTED= BCA DEFA GHIJKLMNA OPA

Z-TEST A-Z=.95 COLUMNS TESTED= BCA DEFA GHIJKLMNA OPA

## 7. WHICH OF THE FOLLOWING BEST DESCRIBE YOUR CURRENT HOUSEHOLD?

	GENDER			AGE			REGION								PERSONAL/ IMM. FAMILY ILLICIT DRUG ADDICTION -----O-----	ANY EXP. W/ ILLICIT DRUG ADDICTION -----P-----
	TOTAL --A--	MALE --B--	FEMALE --C--	18-34 --D--	35-54 --E--	55+ --F--	TOTAL MV --G--	COV --H--	OTHER MV --I--	OTHER BC --J--	CRD --K--	ISLAND /COAST --L---	NORTH --M--	SOUTH INT. --N--		
TOTAL INTERVIEWS (ACTUAL)	500	241	256	71	234	195	270	81	189	230	40	42	40	108	103	220
TOTAL INTERVIEWS (WEIGHTED)	500 100.0	240 100.0	258 100.0	134 100.0	183 100.0	183 100.0	266 100.0	73 100.0	192 100.0	234 100.0	42 100.0	47 100.0	36 100.0	109 100.0	110 100.0	223 100.0
TOTAL ADULT ONLY HOUSEHOLD -----	331 66.2	157 EMP 65.6	173 67.1	89 66.0	78 E 42.6	165 89.9	164 DEA 61.6	51 M 70.0	112 58.4	167 71.4	35 GIM 83.7	38 GIMA 81.3	15 GIMA 42.2	78 IM 72.2	68 61.7	129 57.9
SINGLE, NO CHILDREN	87 17.4	37 I 15.4	50 19.5	20 14.7	27 14.9	40 21.9	42 16.0	23 31.6	19 GIJMN 10.0	45 19.1	12 I 28.4	12 IM 25.7	3 7.7	18 16.5	17 15.4	34 15.1
COUPLE, NO CHILDREN	155 31.0	84 EI 35.1	71 27.4	40 29.8	38 20.7	77 42.0	EA 25.1	24 32.6	43 22.3	88 37.6	16 GI 37.1	21 I 43.8	9 GI 23.6	43 39.7	31 28.5	58 26.2
OTHER ADULT ONLY HOUSEHOLD	89 17.8	36 EH 15.2	52 20.1	29 21.5	13 E 7.0	48 26.0	EA 20.5	4 H 5.8	50 26.1	35 HJLMN 14.7	8 H 18.3	6 H 11.9	4 10.9	17 15.9	20 17.7	37 16.6
FAMILY -----	169 33.8	82 FKL 34.4	85 32.9	46 34.0	105 F 57.4	18 DF 10.1	102 JKL 38.4	22 30.0	80 41.6	67 JKLN 28.6	7 16.3	9 18.7	21 57.8	30 GHJKL 27.8	42 38.3	94 42.1
FAMILY WITH CHILDREN UNDER 12 YEARS OF AGE	90 18.1	45 F 18.6	45 17.4	38 28.2	51 FA 27.7	2 FA 1.0	52 19.4	14 18.9	38 19.6	39 16.5	5 11.5	6 12.3	14 37.1	15 GHIJK 13.4	22 20.0	52 23.3
FAMILY WITH TEENS OR ADULT CHILDREN IN HOUSEHOLD (12-21 YEARS OLD)	85 17.0	40 DF 16.6	44 17.2	8 5.9	60 33.1	17 DFA 9.0	55 HJKL 20.7	8 11.0	47 24.4	30 HJKLA 12.8	3 7.2	3 6.4	8 20.7	16 15.1	21 18.9	45 20.4

T-TEST A-Z=.95 COLUMNS TESTED= BCA DEFA GHIJKLMNA OPA

Z-TEST A-Z=.95 COLUMNS TESTED= BCA DEFA GHIJKLMNA OPA

## A. WHAT AREA OF THE PROVINCE DO YOU LIVE IN?

	GENDER			AGE			REGION								PERSONAL/ IMM. FAMILY ILLICIT DRUG ADDICTION -----O-----	ANY EXP. W/ ILLICIT DRUG ADDICTION -----P-----
	TOTAL --A--	MALE --B--	FEMALE --C--	18-34 --D--	35-54 --E--	55+ --F--	TOTAL MV --G--	COV --H--	OTHER MV --I--	OTHER BC --J--	CRD --K--	ISLAND /COAST --L--	NORTH INT. --M--	SOUTH INT. --N--		
TOTAL INTERVIEWS (ACTUAL)	500	241	256	71	234	195	270	81	189	230	40	42	40	108	103	220
TOTAL INTERVIEWS (WEIGHTED)	500 100.0	240 100.0	258 100.0	134 100.0	183 100.0	183 100.0	266 100.0	73 100.0	192 100.0	234 100.0	42 100.0	47 100.0	36 100.0	109 100.0	110 100.0	223 100.0
CITY OF VANCOUVER	73 14.7 F	38 15.9	35 13.7	36 26.5 EF	22 11.8	16 8.8	73 27.6 A	73 100.0 GA	-	-	-	-	-	-	14 12.5	26 11.8
OTHER METRO VANCOUVER	192 38.4	90 37.4	101 39.1	53 39.4	79 43.3 F	60 32.9	192 72.4 A	-	192 100.0 GA	-	-	-	-	-	36 33.0	83 37.2
GREATER VICTORIA	42 8.4	17 7.3	25 9.5	9 7.1	15 8.0	18 9.8	-	-	-	42 18.0 A	42 100.0 JA	-	-	-	11 9.6	13 5.9
OTHER VANCOUVER ISLAND/SOUTH COAST	47 9.5	22 9.2	25 9.7	4 2.9	22 11.9 D	22 11.8 D	-	-	-	47 20.2 A	-	47 100.0 JA	-	-	13 11.6	27 11.9
NORTHERN INTERIOR (NORTH OF KAMLOOPS)	36 7.3	17 7.1	19 7.3	11 8.3	14 7.5	12 6.4	-	-	-	36 15.6 A	-	-	36 100.0 JA	-	9 8.2	21 9.4
SOUTHERN INTERIOR (KAMLOOPS AND SOUTH)	109 21.7	55 23.1	53 20.6	21 15.7	32 17.6	55 30.2 DEA	-	-	-	109 46.3 A	-	-	-	109 100.0 JA	27 25.0	53 23.7

T-TEST A-Z=.95 COLUMNS TESTED= BCA DEFA GHIJKLMNA OPA

Z-TEST A-Z=.95 COLUMNS TESTED= BCA DEFA GHIJKLMNA OPA

B. YOUR GENDER:

	GENDER			AGE			REGION								PERSONAL/ IMM. FAMILY ILLICIT DRUG ADDICTION	ANY EXP. W/ ILLICIT DRUG ADDICTION
	TOTAL --A--	MALE --B--	FEMALE --C--	18-34 --D--	35-54 --E--	55+ --F--	TOTAL MV --G--	COV --H--	OTHER MV --I--	OTHER BC --J--	CRD --K--	ISLAND /COAST --L--	NORTH INT. --M--	SOUTH INT. --N--		
TOTAL INTERVIEWS (ACTUAL)	500	241	256	71	234	195	270	81	189	230	40	42	40	108	103	220
TOTAL INTERVIEWS (WEIGHTED)	500 100.0	240 100.0	258 100.0	134 100.0	183 100.0	183 100.0	266 100.0	73 100.0	192 100.0	234 100.0	42 100.0	47 100.0	36 100.0	109 100.0	110 100.0	223 100.0
MALE	240 47.9	240 100.0	- A	67 50.0	87 47.5	86 46.8	128 48.1	38 51.8	90 46.7	112 47.7	17 41.5	22 46.8	17 46.4	55 51.0	49 44.7	115 51.6
FEMALE	258 51.6	- 100.0	258 A	67 50.0	94 51.6	97 52.7	136 51.3	35 48.2	101 52.5	122 51.9	25 58.5	25 53.2	19 51.3	53 49.0	59 53.7	106 47.6
OTHER	3 0.5	-	-	-	2 0.9	1 0.5	2 0.6	-	2 0.9	1 0.4	-	-	1 2.3	-	2 1.5	2 0.8

T-TEST A-Z=.95 COLUMNS TESTED= BCA DEFA GHIJKLMNA OPA

Z-TEST A-Z=.95 COLUMNS TESTED= BCA DEFA GHIJKLMNA OPA

## C. INTO WHICH OF THE FOLLOWING AGE GROUPS DO YOU FALL?

	GENDER			AGE			REGION								PERSONAL/ IMM. FAMILY ILLICIT DRUG ADDICTION -----O-----	ANY EXP. W/ ILLICIT DRUG ADDICTION -----P-----
	TOTAL --A--	MALE --B--	FEMALE --C--	18-34 --D--	35-54 --E--	55+ --F--	TOTAL MV --G--	COV --H--	OTHER MV --I--	OTHER BC --J--	CRD --K--	ISLAND /COAST --L--	NORTH INT. --M--	SOUTH INT. --N--		
TOTAL INTERVIEWS (ACTUAL)	500	241	256	71	234	195	270	81	189	230	40	42	40	108	103	220
TOTAL INTERVIEWS (WEIGHTED)	500 100.0	240 100.0	258 100.0	134 100.0	183 100.0	183 100.0	266 100.0	73 100.0	192 100.0	234 100.0	42 100.0	47 100.0	36 100.0	109 100.0	110 100.0	223 100.0
18-34	134 26.8 JL	67 28.0	67 26.0	134 100.0 A	-	-	89 33.3 JLN	36 48.6	53 GIJKL27.5 L	46 19.5	9 22.6	4 8.3	11 30.5 L	21 19.5	43 39.0 A	71 31.8
35-44	83 16.7	40 16.8	43 16.8	-	83 45.7 A	-	52 19.7 N	15 20.8	37 19.2	31 13.3	7 16.4	5 11.5	7 20.0	12 10.7	18 15.9	45 20.3
45-54	99 19.8 H	46 19.4	51 19.8	-	99 54.3 A	-	48 18.2 H	6 8.6	42 21.9 H	51 21.7 H	8 18.2	16 34.4 GHNA	6 17.4	20 18.9 H	23 20.7	52 23.2
55-64	86 17.3	41 17.2	44 17.1	-	-	86 47.1 A	38 14.1	7 8.9	31 16.1	49 20.8 GH	9 21.3	10 21.6 H	6 15.9	24 21.9 H	12 11.1	29 13.0
65+	97 19.4 P	45 18.6	52 20.3	-	-	97 52.9 A	39 14.7	10 13.1	29 15.3	58 24.7 GHI	9 21.5	11 24.2	6 16.1	32 29.1 GHIA	15 13.3	26 11.7

T-TEST A-Z=.95 COLUMNS TESTED= BCA DEFA GHIJKLMNA OPA

Z-TEST A-Z=.95 COLUMNS TESTED= BCA DEFA GHIJKLMNA OPA

## DISTRIBUTION OF INTERVIEWS

	TOTAL ACTUAL -----	TOTAL WEIGHTED -----
TOTAL INTERVIEWS (ACTUAL)	500	500
TOTAL INTERVIEWS (WEIGHTED)	500 100.0	500 100.0
REGION -----		
GREATER VICTORIA	40 8.0	42 8.4
OTHER VANCOUVER ISLAND/SOUTH COAST	42 8.4	47 9.5
NORTHERN INTERIOR (NORTH OF KAMLOOPS)	40 8.0	36 7.3
SOUTHERN INTERIOR (KAMLOOPS AND SOUTH)	108 21.6	109 21.7
CITY OF VANCOUVER	81 16.2	73 14.7
OTHER METRO VANCOUVER	189 37.8	192 38.4

(CONTINUED)

## DISTRIBUTION OF INTERVIEWS

	TOTAL ACTUAL -----	TOTAL WEIGHTED -----
TOTAL INTERVIEWS (ACTUAL)	500	500
TOTAL INTERVIEWS (WEIGHTED)	500 100.0	500 100.0
GENDER -----		
MALE	241 48.2	240 47.9
FEMALE	256 51.2	258 51.6
OTHER	3 0.6	3 0.5
AGE -----		
18-34	71 14.2	134 26.8
35-44	125 25.0	83 16.7
45-54	109 21.8	99 19.8
55-64	92 18.4	86 17.3
65+	103 20.6	97 19.4